



Club Health Assessment for District 16 N through January 2026

			Status	Membership						Reports				Finance	LCIF	
Club Number	Club Name	Charter Date	Times in Status Quo in Past 2 Years	Current Member Count **	YTD Members Added	YTD Members Dropped	YTD Net Growth% ***	Member Count 1 Year Ago	Dropped Members Avg.Length of Service	Months Since Membership Update	Current Officers Reported ****	Current President Repeated Term	VP Reported *****	Last Date Reported Service (mm/yyyy)	Account Balance	YTD Donations
Clubs less than two years old																
178034	Bayonne	08/29/2024	Active	28	0	0	0.00%	24		4	Y	2	R	07/2025		\$300.00
Clubs more than two years old																
6861	BELVIDERE	06/02/1952	Active	39	4	1	8.33%	37	4	1	Y		N	01/2026		\$1,550.00
	Exc Award (06/30/2018)															
6606	BERGENFIELD	03/31/1949	Active	22	0	0	0.00%	22		6	Y		N	06/2023		
6863	BLOOMFIELD	10/29/1924	Active	18	2	0	12.50%	16		4	N	11		04/2013	90+ Days	
150187	Camp Marcella Alumni	04/06/2022	Active(2)	12	12	12	0.00%	12	4	0	Y	6				
6609	CARLSTADT EAST RUTHERFORD	01/07/1948	Cancelled(8*)	0	0	10	-100.00%	10	25	0	N	None		06/2025	90+ Days	
6865	CEDAR GROVE	01/05/1956	Active	10	0	1	-9.09%	11	32	5	N	9				
6869	CHESTER	11/24/1969	Active	41	0	2	-4.65%	42	26	2	Y	2	R	01/2026		
141585	Chester Lioness	05/26/2020	Active	32	2	2	0.00%	31	2	0	Y	2		01/2026		
6612	CLOSTER	05/26/1939	Active	16	0	0	0.00%	18		6	Y	8		05/2021		
6614	DUMONT	03/22/1951	Active	9	0	1	-10.00%	10	3	4	Y		N	11/2013		
6620	FAIR LAWN	10/25/1950	Active	15	1	0	7.14%	13		2	Y	4	N	12/2024		
6624	FRANKLIN LAKES	04/20/1965	Active	44	0	1	-2.22%	44	0	4	N	None		04/2019		
6627	HACKENSACK	12/14/1927	Active	15	0	3	-16.67%	19	24	0	Y	4	N	04/2025		
67286	HARMONY TOWNSHIP	02/10/2003	Active	51	0	1	-1.92%	53	3	0	Y					
6628	HARRINGTON PARK	06/29/1953	Active	7	0	0	0.00%	7		6	Y	2	R	04/2016		
6629	HARRISON	07/25/1951	Active(1)	22	0	0	0.00%	28		5	Y			11/2025		
	Exc Award (06/30/2018)															
6630	HASBROUCK HEIGHTS	03/19/1931	Active	27	0	2	-6.90%	29	39	4	Y			10/2024		
6631	HAWTHORNE	05/07/1953	Active	25	0	0	0.00%	30		7	Y	4		05/2013		\$1,000.00
6634	JERSEY CITY HUDSON CITY	11/24/1953	Active	22	0	1	-4.35%	23	29	1	Y	4	R	12/2025		
6635	KEARNY	11/19/1946	Active	9	0	0	0.00%	9		9	Y	7		09/2025		
34742	KNOWLTON TOWNSHIP L C	12/12/1977	Active	28	2	5	-9.68%	31	31	0	Y	3	R	05/2023		\$1,000.00
6886	LINCOLN PARK	03/28/1963	Active	18	1	0	5.88%	17		1	Y	3	R	09/2020		\$250.00



Club Health Assessment for District 16 N through January 2026

			Membership							Reports				Finance		LCIF
Club Number	Club Name	Charter Date	Times in Status Quo in Past 2 Years	Current Member Count **	YTD Members Added	YTD Members Dropped	YTD Net Growth% ***	Member Count 1 Year Ago	Dropped Members Avg.Length of Service	Months Since Membership Update	Current Officers Reported ****	Current President Repeated Term	VP Reported *****	Last Date Reported Service (mm/yyyy)	Account Balance	YTD Donations
6888	LIVINGSTON	01/22/1946	Active	32	0	0	0.00%	35		0	Y		R	01/2026		
Exc Award (06/30/2021, 06/30/2022, 06/30/2023)																
6642	MIDLAND PARK	01/17/1951	Active	6	0	1	-14.29%	7	3	2	N	5		01/2026		\$1,287.00
6877	MT OLIVE	12/01/1969	Active	15	1	0	7.14%	13		6	Y	3		11/2022		
6895	NEWARK	05/31/1921	Active	2	0	7	-77.78%	9	24	1	Y	8		11/2018		
6653	ORADELL	06/12/1939	Active	15	0	0	0.00%	15		22	Y	20		04/2012		
153711	Parsippany	02/14/2023	Active	38	6	2	11.76%	33	1	0	Y	4	R	12/2023		
121896	Passaic County Community College (PCCC)	04/16/2014	Active	49	31	16	44.12%	22	1	1	Y		N	10/2025		
6656	PASSAIC-CLIFTON	12/29/1921	Active	27	1	2	-3.57%	18	9	1	N	23	R	10/2025		\$1,127.00
Exc Award (06/30/2020, 06/30/2022, 06/30/2024)																
42387	PATERSON SIMON BOLIVAR	03/25/1983	Active	28	0	0	0.00%	29		10	Y	9		08/2023		
6661	RIDGEFIELD	05/29/1951	Active	6	0	0	0.00%	6		19	Y	11		05/2017		
6664	RIVER EDGE	08/27/1951	Active	16	4	2	14.29%	9	0	1	Y	3	N	07/2023		\$50.00
6666	RUTHERFORD	03/08/1922	Active	30	1	0	3.45%	29		0	Y	2		11/2025		\$550.00
Exc Award (06/30/2022)																
46698	SADDLE BROOK MAIN	12/11/1986	Cancelled(8*)	0	0	18	-100.00%	16	23	13	N	None		02/2024	90+ Days	
6668	SADDLE RIVER VALLEY	12/03/1957	Active	35	5	4	2.94%	36	11	2	Y		N	02/2020		
35341	SOUTH ORANGE	04/17/1978	Active(2)	16	0	0	0.00%	18		8	Y			12/2023		
Exc Award (06/30/2018)																
6672	TENAFLY	05/19/1939	Active	5	0	0	0.00%	5		12	Y	7				
51823	UNION CITY ECUATORIANOS	06/06/1991	Active	4	0	0	0.00%	4		25	Y	9	R	08/2020		
6924	VERONA	03/30/1951	Active	39	4	3	2.63%	35	18	0	Y		N	10/2023		
6676	WALDWICK	06/08/1955	Active	31	1	1	0.00%	32	32	0	Y		N	04/2025		
6677	WALLINGTON	05/08/1952	Active	14	0	1	-6.67%	16	6	3	Y		N	03/2019		\$200.00
6679	WAYNE TOWNSHIP	07/12/1960	Active	29	3	1	7.41%	30	23	1	Y	2		09/2025		
6680	WEST MILFORD TOWNSHIP	10/24/1956	Active	20	3	3	0.00%	20	10	0	Y	2	R	01/2026		\$640.00
36691	WEST NY LEONES CUB DE HUDSON	03/23/1979	Active	78	1	2	-1.27%	83	31	1	Y	2	N	12/2025		\$50.00
Exc Award (06/30/2022)																



Club Health Assessment for District 16 N through January 2026

INTERNATIONAL

Club Number	Club Name	Charter Date	Status	Membership						Reports				Finance	LCIF	
			Times in Status Quo in Past 2 Years	Current Member Count **	YTD Members Added	YTD Members Dropped	YTD Net Growth% ***	Member Count 1 Year Ago	Dropped Members Avg.Length of Service	Months Since Membership Update	Current Officers Reported ****	Current President Repeated Term	VP Reported *****	Last Date Reported Service (mm/yyyy)	Account Balance	YTD Donations
6928	WEST ORANGE	03/18/1953	Active	5	0	0	0.00%	5		7	Y	9	N	05/2018		
6682	WOOD RIDGE	06/23/1939	Active	55	1	4	-5.17%	59	18	0	Y	2	R	01/2026		
6683	WYCKOFF	02/07/1951	Active	14	1	1	0.00%	14	2	6	Y	19		12/2021		

Clubs Cancelled Previous Fiscal Year – Clubs Cancelled within last 12 months may be reinstated

Club Number	Club Name	Charter Date	Current Status*	Cancellation Date
38279	NEWARK BORINQUEN	04/28/1980	Cancelled(6*)	05/29/2025

Current Total Clubs Count	YTD New Clubs Count	YTD Cancelled Clubs Count	YTD Net Club Gain	Current Total Members Count	YTD Add	YTD Drop	YTD Net Growth	YTD Net Growth %	Member Count 12 Months Ago	Average Member Count Per Club	% of Clubs with less than 20 members	% No Officer Report in 12 Months	% of Clubs with balance 90+ days	Number of Clubs in Status Quo	% Status Quo Clubs in Financial Suspension	Number of Cancelled Clubs	Average Cancelled Club Age	Members Lost Due to Cancellation	% of Clubs Cancelled for Non-Financial Reasons
47	0	2	-2	1,119	87	110	-23	-2.01%	1,134	24	47%	0%	2%	0	0%	2	81	28	0%

* - P - Priority Club. Cancellation Reasons: 1-Objectives/conduct, 2-Non-active club, 5-Non-existing club, 6-Disbanding, 7-Merger, 8-Financial Suspension, 9-District/Multiple District Dues.

** Red denotes below 15 active members.

*** Red denotes 20% + loss.

**** Y - all 3 (President, Secretary, Treasurer) club officers reported, N - not all 3 reported.

***** Abbreviation: N-New, IP-Immediate Past, R-Repeat.



Club Health Assessment for District 16 J through January 2026

			Status	Membership					Reports					Finance	LCIF	
Club Number	Club Name	Charter Date	Times in Status Quo in Past 2 Years	Current Member Count **	YTD Members Added	YTD Members Dropped	YTD Net Growth% ***	Member Count 1 Year Ago	Dropped Members Avg.Length of Service	Months Since Membership Update	Current Officers Reported ****	Current President Repeated Term	VP Reported *****	Last Date Reported Service (mm/yyyy)	Account Balance	YTD Donations
Clubs less than two years old																
178997	Atlantic Connections Cyber Leo	11/27/2024	Active	20	1	0	5.26%	20		4	Y	2	R	12/2025	90+ Days	
186938	New Jersey Unity	09/10/2025	Active	22	22	0	100.00%	0		4	Y				90+ Days	
157119	Plainsboro Township	02/09/2024	Active	17	4	4	0.00%	18	2	0	Y	2	R	01/2026		\$50.00
Clubs more than two years old																
6813	BERNARDS	05/22/1962	Active	14	2	0	16.67%	10		1	Y	14	R		90+ Days	
145084	Central Jersey Professionals & Entrepreneurs Exc Award (06/30/2021)	02/09/2021	Active	5	0	0	0.00%	5		7	Y	6		08/2023		
6816	CRANBURY Exc Award (06/30/2021)	06/21/1932	Active	28	0	0	0.00%	37		5	Y	2	R	12/2025		
6817	DUNELLEN	08/06/1936	Active(1)	22	0	0	0.00%	22		2	Y	14				\$100.00
137468	East Brunswick	02/15/2019	Active	10	0	0	0.00%	11		7	N	None				
97443	EDISON METRO Exc Award (06/30/2018)	06/29/2006	Active	41	0	0	0.00%	39		1	Y		N	11/2025		
107872	EDISON VISIONARY Exc Award (06/30/2016, 06/30/2018, 06/30/2019, 06/30/2020, 06/30/2021, 06/30/2022, 06/30/2023, 06/30/2024, 06/30/2025)	03/25/2010	Active	36	5	20	-29.41%	30	0	1	Y		N	06/2025		
54412	ELIZABETH BORINQUEN Exc Award (06/30/2016, 06/30/2020)	04/30/1993	Active(2)	1	0	0	0.00%	1		12	N	5		04/2021		
40415	ELIZABETH COLOMBIAN	10/28/1981	Active(1)	5	0	0	0.00%	8		7	N	None		11/2017		
6873	ELIZABETH CUBANOS	03/09/1973	Active	58	1	0	1.75%	61		0	Y		N	09/2023	90+ Days	\$1,000.00
36304	ELIZABETH PORTUGUESE Exc Award (06/30/2018)	12/07/1978	Active	63	0	1	-1.56%	69	45	2	Y	2	N	11/2025		\$2,000.00
6820	FLEMINGTON	03/02/1939	Active(2)	21	0	0	0.00%	21		3	Y	6		04/2018		
6823	FRENCHTOWN	06/22/1936	Active	27	3	1	8.00%	25	9	0	Y	5	R	06/2025	90+ Days	
125113	Garden State Champions Lions Club Exc Award (06/30/2018)	06/19/2015	Active(2)	14	0	0	0.00%	14		29	N	None		01/2022		
6878	GARWOOD	03/26/1929	Active(1)	7	0	0	0.00%	7		17	Y	3	N	12/2017		



Club Health Assessment for District 16 J through January 2026

			Status	Membership						Reports				Finance	LCIF	
Club Number	Club Name	Charter Date	Times in Status Quo in Past 2 Years	Current Member Count **	YTD Members Added	YTD Members Dropped	YTD Net Growth% ***	Member Count 1 Year Ago	Dropped Members Avg.Length of Service	Months Since Membership Update	Current Officers Reported ****	Current President Repeated Term	VP Reported *****	Last Date Reported Service (mm/yyyy)	Account Balance	YTD Donations
6825	GREEN BROOK	03/13/1950	Active	29	0	0	0.00%	28		11	Y		IP	11/2022	90+ Days	\$250.00
	Exc Award (06/30/2021)															
51021	HIGHLAND PARK PHIL AM	10/29/1990	Active	15	2	1	7.14%	14	11	6	Y		N	04/2025		
6707	HIGHTSTOWN-EAST WINDSOR L C	10/27/1936	Active	13	1	0	8.33%	12		4	Y	4	R	04/2023		
6881	HILLSIDE	10/04/1951	Active	22	3	3	0.00%	26	3	3	N	2	N	07/2024	90+ Days	
	Exc Award (06/30/2018, 06/30/2023)															
6708	HOPEWELL VALLEY	12/13/1950	Active	14	0	0	0.00%	13		9	Y	2	N	06/2018		
123126	Menlo Park	09/23/2014	Active	29	3	0	11.54%	24		6	Y	2	R	12/2024		\$150.00
	Exc Award (06/30/2020, 06/30/2021, 06/30/2022)															
6721	MERCERVILLE	09/16/1970	Active	16	0	2	-11.11%	18	34	0	N	11		12/2018		
6833	METUCHEN	11/07/1946	Active	15	0	0	0.00%	16		7	Y		N	06/2018		\$350.00
140752	Middlesex Visionary	01/17/2020	Active	15	0	0	0.00%	15		37	N	None		04/2021		
	Exc Award (06/30/2021)															
6834	MILFORD	10/06/1949	Active	24	0	0	0.00%	24		7	Y	11	R	06/2025		
	Exc Award (06/30/2018)															
6835	MILLTOWN	08/29/1928	Active	19	0	0	0.00%	26		7	N	None		05/2023		
6838	NEW BRUNSWICK	03/27/1921	Active(1)	9	0	0	0.00%	9		26	N	None		01/2018		
148581	New Jersey Artists	10/15/2021	Active	30	1	0	3.45%	33		6	Y	2	R	06/2024		
	Exc Award (06/30/2022)															
123709	New Jersey Multicultural Lions	12/15/2014	Active	22	0	5	-18.52%	32	4	1	Y		N	10/2025		\$500.00
141170	New Jersey Peruvian	06/02/2020	Active	15	0	0	0.00%	16		2	N	2	R	04/2023		
	Exc Award (06/30/2021)															
138090	New Jersey Renaissance	06/25/2019	Active(2)	3	2	1	50.00%	2	7	3	Y	4	N	06/2020		
6904	NEW PROVIDENCE	05/14/1969	Active	52	2	3	-1.89%	48	4	0	Y	2	R	03/2025		\$1,000.00
6840	NORTH PLAINFIELD	03/29/1949	Active	12	0	0	0.00%	13		8	Y	15		03/2018		
6842	OLD BRIDGE	02/21/1958	Active(2)	3	0	0	0.00%	3		29	N	None		12/2017		
125223	Old Bridge Visionary Lions Club	06/22/2015	Active	25	3	0	13.64%	22		2	Y	2	N	01/2026		\$210.00
	Exc Award (06/30/2020, 06/30/2021)															
132909	Princeton	01/09/2018	Active	20	1	1	0.00%	22	5	1	Y		R	12/2025		\$1,350.00
	Exc Award (06/30/2019, 06/30/2021)															




Club Health Assessment for District 16 J through January 2026

			Status	Membership						Reports				Finance		LCIF
Club Number	Club Name	Charter Date	Times in Status Quo in Past 2 Years	Current Member Count **	YTD Members Added	YTD Members Dropped	YTD Net Growth% ***	Member Count 1 Year Ago	Dropped Members Avg.Length of Service	Months Since Membership Update	Current Officers Reported ****	Current President Repeated Term	VP Reported *****	Last Date Reported Service (mm/yyyy)	Account Balance	YTD Donations
115787	RUTGERS VISIONARY CAMPUS	01/03/2012	Cancelled(8*)	0	0	1	-100.00%	1	6	1	N	None		02/2018	90+ Days	
6847	SAYREVILLE	07/07/1936	Active	35	1	3	-5.41%	37	15	2	Y	3	R	12/2025		\$1,793.08
	Exc Award (06/30/2018, 06/30/2020, 06/30/2021, 06/30/2022, 06/30/2023, 06/30/2025)															
6916	SCOTCH PLAINS	06/23/1949	Active(1)	4	0	0	0.00%	4		7	Y	3				
134096	SOMERSET FRANKLIN	04/05/2018	Active	26	5	0	23.81%	18		0	Y		R	12/2024		\$120.00
	Exc Award (06/30/2021)															
99746	SOMERVILLE METRO	06/26/2007	Active	37	1	0	2.78%	37		6	Y		N	06/2025	90+ Days	\$2,075.00
	Exc Award (06/30/2018, 06/30/2022, 06/30/2023, 06/30/2025)															
6850	SOUTH BRUNSWICK TOWNSHIP	01/28/1953	Active	15	0	0	0.00%	16		8	Y	2	R	07/2024		
	Exc Award (06/30/2020, 06/30/2022)															
6851	SOUTH PLAINFIELD	05/09/1947	Active(2)	8	0	0	0.00%	20		3	Y	18	R	12/2018		
	Exc Award (06/30/2018)															
6852	SOUTH RIVER	07/06/1936	Active	29	0	0	0.00%	26		5	Y	3	R	02/2023		\$50.00
6918	SPRINGFIELD	10/16/1925	Active	38	1	0	2.70%	37		4	Y		N	05/2023	90+ Days	
	Exc Award (06/30/2018, 06/30/2023)															
6919	SUMMIT	02/26/1926	Active	33	3	6	-8.33%	33	3	1	Y	2	R	01/2026		\$325.00
	Exc Award (06/30/2021, 06/30/2022, 06/30/2023, 06/30/2024, 06/30/2025)															
6856	WARREN TOWNSHIP	11/22/1948	Active	92	11	14	-3.16%	92	5	0	Y		N	10/2025		\$1,000.00
	Exc Award (06/30/2016, 06/30/2018, 06/30/2021, 06/30/2023)															
6857	WATCHUNG	09/13/1948	Active	8	0	0	0.00%	8		20	Y	2		10/2018		\$1,000.00
	Exc Award (06/30/2018)															
153317	West Windsor Golden	01/09/2023	Active	15	3	8	-25.00%	23	3	0	Y		R	12/2025		
	Exc Award (06/30/2023)															
6745	WEST WINDSOR TOWNSHIP	11/06/1952	Active	39	4	0	11.43%	38		4	Y		N	01/2026	90+ Days	\$5,010.00
	Exc Award (06/30/2017, 06/30/2018, 06/30/2020, 06/30/2021, 06/30/2022, 06/30/2023, 06/30/2024)															
6927	WESTFIELD	01/31/1924	Active	9	0	0	0.00%	9		13	Y	10	R	06/2019		\$100.00



Club Health Assessment for District 16 J through January 2026



Club Number	Club Name	Charter Date	Status		Membership					Reports				Finance		LCIF
			Times in Status Quo in Past 2 Years	Current Member Count **	YTD Members Added	YTD Members Dropped	YTD Net Growth***	Member Count 1 Year Ago	Dropped Members Avg.Length of Service	Months Since Membership Update	Current Officers Reported ****	Current President Repeated Term	VP Reported *****	Last Date Reported Service (mm/yyyy)	Account Balance	YTD Donations

Clubs Cancelled Previous Fiscal Year – Clubs Cancelled within last 12 months may be reinstated

Club Number	Club Name	Charter Date	Current Status*	Cancellation Date
138299	MCCC Visionary Campus	05/17/2019	Cancelled(8*)	06/29/2025
138030	New Jersey Fitness	04/29/2019	Cancelled(6*)	07/29/2024

Current Total Clubs Count	YTD New Clubs Count	YTD Cancelled Clubs Count	YTD Net Club Gain	Current Total Members Count	YTD Add	YTD Drop	YTD Net Growth	YTD Net Growth %	Member Count 12 Months Ago	Average Member Count Per Club	% of Clubs with less than 20 members	% No Officer Report in 12 Months	% of Clubs with balance 90+ days	Number of Clubs in Status Quo	% Status Quo Clubs in Financial Suspension	Number of Cancelled Clubs	Average Cancelled Club Age	Members Lost Due to Cancellation	% of Clubs Cancelled for Non-Financial Reasons
53	1	1	0	1,201	85	74	11	0.92%	1,213	23	49%	11%	19%	0	0%	1	25	1	-100%

* - P - Priority Club. Cancellation Reasons: 1-Objectives/conduct, 2-Non-active club, 5-Non-existing club, 6-Disbanding, 7-Merger, 8-Financial Suspension, 9-District/Multiple District Dues.

** Red denotes below 15 active members.

*** Red denotes 20% + loss.

**** Y - all 3 (President, Secretary, Treasurer) club officers reported, N - not all 3 reported.

***** Abbreviation: N-New, IP-Immediate Past, R-Repeat.




Club Health Assessment for District 16 L through January 2026

			Status	Membership						Reports				Finance	LCIF	
Club Number	Club Name	Charter Date	Times in Status Quo in Past 2 Years	Current Member Count **	YTD Members Added	YTD Members Dropped	YTD Net Growth% ***	Member Count 1 Year Ago	Dropped Members Avg.Length of Service	Months Since Membership Update	Current Officers Reported ****	Current President Repeated Term	VP Reported *****	Last Date Reported Service (mm/yyyy)	Account Balance	YTD Donations
Clubs less than two years old																
156618	Voorhees-Gibbsboro	03/27/2024	Active	37	10	0	37.04%	30		3	Y	3	R	12/2025		
Clubs more than two years old																
97000	ABSECON VISIONARY	04/25/2006	Active	10	2	2	0.00%	11	1	1	Y		N	08/2017	90+ Days	\$200.00
6684	ALLENTOWN	03/30/1939	Active	25	1	4	-10.71%	28	14	1	Y	2	R	08/2025		
6749	ATCO	08/21/1953	Active	39	5	4	2.63%	35	1	0	Y	2	R	11/2025		
Exc Award (06/30/2024)																
61241	ATLANTIC CITY	11/12/1998	Active	34	1	0	3.03%	31		0	Y	2	N	02/2025		
6686	BANGLADESH AMERN															
6686	ATLANTIC HIGHLANDS	12/20/1924	Active(1)	15	0	0	0.00%	19		7	N	None		07/2023		
6751	AUDUBON	04/04/1954	Active	19	0	2	-9.52%	21	3	4	Y	2	R	04/2025		
66423	AVALON	06/29/2002	Active	89	3	0	3.49%	96		0	Y		N	01/2025		
Exc Award (06/30/2023)																
6753	BELMAWR	10/21/1953	Active	11	0	0	0.00%	12		7	Y	10	R	10/2011		
6754	BERLIN	02/04/1954	Active	16	1	0	6.67%	15		0	Y	4	N	01/2026		
6692	BRICK TOWNSHIP	11/11/1948	Active	16	0	0	0.00%	16		7	N	None		02/2022	90+ Days	
Exc Award (06/30/2019)																
6756	BRIDGETON	01/03/1941	Active	22	0	0	0.00%	21		10	N	10	R	11/2023	90+ Days	
6757	BRIGANTINE	12/04/1951	Active	49	1	1	0.00%	50	8	4	Y	4	N	06/2025		
Exc Award (06/30/2018, 06/30/2023)																
6758	CAMDEN	12/15/1920	Active	11	0	0	0.00%	12		5	Y	9	R	10/2023		\$10.00
47323	CHERRY HILL PENNSAUKEN KOREAN	05/19/1987	Active	5	0	0	0.00%	5		8	Y	6	R	04/2025		
Exc Award (06/30/2019)																
6763	CLAYTON GLASSBORO	09/23/1953	Active	16	3	0	23.08%	13		0	Y		R	01/2026		\$1,340.00
Exc Award (06/30/2018, 06/30/2021, 06/30/2023, 06/30/2024)																
6694	COLTS NECK	05/02/1969	Active	32	0	2	-5.88%	35	25	1	Y	3	R	08/2020		
6697	EATONTOWN	08/19/1948	Active	41	6	6	0.00%	45	21	1	Y		N	06/2025		\$70.00
Exc Award (06/30/2019, 06/30/2024)																
6702	FREEHOLD TOWNSHIP	04/22/1947	Active	9	0	8	-47.06%	14	24	0	Y	3		11/2025		\$100.00



Club Health Assessment for District 16 L through January 2026

			Status	Membership					Reports				Finance	LCIF		
Club Number	Club Name	Charter Date	Times in Status Quo in Past 2 Years	Current Member Count **	YTD Members Added	YTD Members Dropped	YTD Net Growth% ***	Member Count 1 Year Ago	Dropped Members Avg.Length of Service	Months Since Membership Update	Current Officers Reported ****	Current President Repeated Term	VP Reported *****	Last Date Reported Service (mm/yyyy)	Account Balance	YTD Donations
6772	GLOUCESTER CITY	03/23/1944	Active	42	0	0	0.00%	43		2	Y		N	06/2025		
	Exc Award (06/30/2016, 06/30/2018)															
6755	GLOUCESTER TOWNSHIP	01/25/1954	P- Active(1)	1	0	0	0.00%	1		18	N	None		10/2022		
6773	GREATER WILDWOODS	09/11/1952	Active	16	0	0	0.00%	16		23	Y	7	R	01/2026		\$50.00
6775	HADDONFIELD	02/04/1944	Active	74	2	6	-5.13%	74	5	0	Y			04/2025		\$850.00
	Exc Award (06/30/2023, 06/30/2024)															
6777	HAMMONTON	08/20/1963	Active	73	1	2	-1.35%	71	1	1	Y		N	01/2026		\$40.00
	Exc Award (06/30/2016, 06/30/2017, 06/30/2018, 06/30/2024)															
6706	HIGHLANDS	04/13/1926	Active(1)	17	0	1	-5.56%	20	10	0	N		N	05/2024		\$100.00
	Exc Award (06/30/2021)															
6709	HOWELL TOWNSHIP	02/05/1947	Active	10	0	0	0.00%	10		7	Y	2	R	10/2025		
38430	LAUREL SPRINGS	05/12/1980	Active	20	0	0	0.00%	16		5	Y	4	R	05/2019		
6717	MAPLE SHADE	03/28/1944	Active	11	0	1	-8.33%	12	55	0	Y	4	N	11/2016		
6719	MEDFORD LAKES	06/27/1945	Active	185	24	10	8.19%	167	4	0	Y		N	11/2025		\$1,100.00
6722	MIDDLETOWN TWSP	10/14/1946	Active	44	0	0	0.00%	44		5	Y		R	12/2025		
	Exc Award (06/30/2022, 06/30/2023)															
6724	MOORESTOWN	04/28/1948	Active	33	2	0	6.45%	31		3	Y		N	12/2025		
111467	NEPTUNE TWP	06/24/2011	Active	10	0	1	-9.09%	13	14	4	Y	2	R	01/2026		\$10.00
	Exc Award (06/30/2019)															
6729	PALMYRA RIVERTON CINNAMINSON	11/20/1944	Active	8	0	0	0.00%	8		5	Y	2	N			
6790	PENNSAUKEN	02/23/1942	Active	17	1	1	0.00%	16	3	3	Y	4	R	04/2025		\$10.00
	Exc Award (06/30/2018, 06/30/2019)															
6735	RED BANK	11/25/1921	Active	3	0	0	0.00%	3		42	Y	8		06/2025		
6738	STAFFORD TOWNSHIP	04/20/1949	Active	11	0	0	0.00%	13		8	Y	3	N	03/2025		\$10.00
6695	TOMS RIVER	06/06/1972	Active	20	0	1	-4.76%	21	5	1	Y	8	R	03/2025		\$5,090.00
	Exc Award (06/30/2019)															
6801	TURNERSVILLE-WASHINGTON TOWNSHIP	11/22/1955	Active	7	0	0	0.00%	7		7	Y	16	R	02/2020		
6802	VENTNOR MARGATE	12/14/1944	Active	8	0	0	0.00%	8		2	N	10				
6804	WENONAH	02/12/1951	Active	50	0	2	-3.85%	52	8	4	Y	3	N	04/2021		



Club Health Assessment for District 16 L through January 2026

INTERNATIONAL

			Status	Membership						Reports				Finance	LCIF	
Club Number	Club Name	Charter Date	Times in Status Quo in Past 2 Years	Current Member Count **	YTD Members Added	YTD Members Dropped	YTD Net Growth% ***	Member Count 1 Year Ago	Dropped Members Avg.Length of Service	Months Since Membership Update	Current Officers Reported ****	Current President Repeated Term	VP Reported *****	Last Date Reported Service (mm/yyyy)	Account Balance	YTD Donations
124343	West Berlin	03/10/2015	Active	21	1	2	-4.55%	21	2	0	Y		N	01/2026		\$60.00
	Exc Award (06/30/2019, 06/30/2023, 06/30/2024, 06/30/2025)															
6744	WEST LONG BRANCH	01/24/1952	Active	20	0	0	0.00%	20		5	Y	20	R	06/2025		
6805	WESTMONT	11/22/1943	Active	15	0	0	0.00%	17		5	Y		N	12/2025		
	Exc Award (06/30/2019)															
6806	WESTVILLE	01/03/1927	Active	33	1	5	-10.81%	37	3	1	Y		N	01/2026		\$35.00
	Exc Award (06/30/2018, 06/30/2022, 06/30/2025)															
6807	WILLIAMSTOWN	09/01/1948	Active	8	0	2	-20.00%	10	12	1	Y			04/2025		\$500.00
6808	WINSLOW TOWNSHIP	01/25/1952	Active	21	1	2	-4.55%	22	28	3	Y		R	01/2026		\$2,050.00

Clubs Cancelled Previous Fiscal Year – Clubs Cancelled within last 12 months may be reinstated

Club Number	Club Name	Charter Date	Current Status*	Cancellation Date
6748	ABSECON	01/19/1956	Cancelled(6*)	05/29/2025
6767	DEPTFORD TOWNSHIP	03/05/1951	Cancelled(6*)	03/29/2025
120553	Toms River (Twp) Visionary	10/14/2013	Cancelled(6*)	06/29/2025
6803	VINELAND	01/31/1941	Cancelled(8*)	06/29/2025

Current Total Clubs Count	YTD New Clubs Count	YTD Cancelled Clubs Count	YTD Net Club Gain	Current Total Members Count	YTD Add	YTD Drop	YTD Net Growth	YTD Net Growth %	Member Count 12 Months Ago	Average Member Count Per Club	% of Clubs with less than 20 members	% No Officer Report in 12 Months	% of Clubs with balance 90+ days	Number of Clubs in Status Quo	% Status Quo Clubs in Financial Suspension	Number of Cancelled Clubs	Average Cancelled Club Age	Members Lost Due to Cancellation	% of Clubs Cancelled for Non-Financial Reasons
46	0	0	0	1,274	66	65	1	0.08%	1,282	28	52%	2%	7%	0	0%	0	0	0	0%

* - P - Priority Club. Cancellation Reasons: 1-Objectives/conduct, 2-Non-active club, 5-Non-existing club, 6-Disbanding, 7-Merger, 8-Financial Suspension, 9-District/Multiple District Dues.

** Red denotes below 15 active members.

*** Red denotes 20% + loss.

**** Y - all 3 (President, Secretary, Treasurer) club officers reported, N - not all 3 reported.

***** Abbreviation: N-New, IP-Immediate Past, R-Repeat.



Club Health Assessment for District 20 N through January 2026

			Status	Membership						Reports				Finance		LCIF
Club Number	Club Name	Charter Date	Times in Status Quo in Past 2 Years	Current Member Count **	YTD Members Added	YTD Members Dropped	YTD Net Growth% ***	Member Count 1 Year Ago	Dropped Members Avg.Length of Service	Months Since Membership Update	Current Officers Reported ****	Current President Repeated Term	VP Reported *****	Last Date Reported Service (mm/yyyy)	Account Balance	YTD Donations
Clubs less than two years old																
172076	New York Bangladeshi American Buffalo	06/11/2024	Active(2)	22	0	0	0.00%	24		7	N	None		06/2025		
Clubs more than two years old																
8009	AKRON Exc Award (06/30/2020)	10/18/1944	Active(1)	57	0	1	-1.72%	53	11	2	Y	2	R	12/2025		\$199.00
8029	AMHERST	04/30/1952	Active	16	0	0	0.00%	15		0	Y	2	R	01/2026		
8012	ARCADE	12/09/1941	Active	19	0	1	-5.00%	20	19	6	Y	4		06/2025		\$100.00
8013	BARKER Exc Award (06/30/2022)	02/04/1947	Active	73	1	3	-2.67%	68	39	0	Y		N	01/2026		\$1,000.00
8015	BOSTON Exc Award (06/30/2021)	02/26/1969	Active	17	1	0	6.25%	16		0	Y		R	12/2025		
8016	BUFFALO HOST Exc Award (06/30/2020)	10/17/1921	Active	17	1	1	0.00%	17	0	0	Y	2	N	06/2025		
8019	BUFFALO KENSINGTON	01/07/1946	Active(1)	19	0	0	0.00%	19		8	Y		N	03/2025		
8023	CHEEKTOWAGA	07/23/1952	Active	15	2	0	15.38%	13		3	Y	2	R	10/2025		\$20.00
8024	CLARENCE Exc Award (06/30/2022, 06/30/2023, 06/30/2024)	04/17/1947	Active	32	7	1	23.08%	28	1	1	Y	4	R	07/2025		\$4.00
8027	DUNKIRK-FREDONIA	08/25/1941	Active	16	0	1	-5.88%	16	16	1	Y	6	N	06/2025		
8028	EAST AURORA Exc Award (06/30/2021)	08/23/1946	Active	28	1	4	-9.68%	27	17	3	Y	2	N	01/2026		\$11,725.00
48469	ELLICOTTVILLE FRANKLINVILLE	04/20/1988	Cancelled(8*)	0	0	7	-100.00%	7	28	4	N	None		12/2024	90+ Days	
8011	EVANS TOWNSHIP L C	01/31/1946	Active	21	0	1	-4.55%	22	1	6	Y		N	07/2025		
8032	FREWSBURG Exc Award (06/30/2021)	05/10/1945	Active	27	2	0	8.00%	27		4	Y		N	11/2025		\$50.00
8033	GASPORT	05/16/1951	Active	31	1	3	-6.06%	35	11	0	Y		N	12/2025		
8035	GOWANDA	11/04/1959	Active	15	1	0	7.14%	17		3	Y		R	02/2020		
8036	GRAND ISLAND	10/24/1956	Active	35	10	1	34.62%	26	17	0	Y		N	01/2026		\$200.00
8038	JAMESTOWN	06/06/1922	Active	23	0	0	0.00%	23		3	Y	3	R	06/2025		



Club Health Assessment for District 20 N through January 2026

			Status	Membership						Reports				Finance	LCIF	
Club Number	Club Name	Charter Date	Times in Status Quo in Past 2 Years	Current Member Count **	YTD Members Added	YTD Members Dropped	YTD Net Growth% ***	Member Count 1 Year Ago	Dropped Members Avg.Length of Service	Months Since Membership Update	Current Officers Reported ****	Current President Repeated Term	VP Reported *****	Last Date Reported Service (mm/yyyy)	Account Balance	YTD Donations
8039	KENMORE	05/08/1929	Active	41	3	2	2.50%	41	5	1	Y	2	R	12/2025	90+ Days	\$1,100.00
8041	LANCASTER	07/29/1952	Active	36	1	1	0.00%	36	45	0	Y		N	01/2026		\$230.00
105675	LEWISTON COMMUNITY	06/03/2009	Active	20	0	1	-4.76%	21	1	0	Y	3	R	08/2025		
Exc Award (06/30/2017, 06/30/2021, 06/30/2024)																
34168	LITTLE VALLEY	06/29/1977	Active	16	0	0	0.00%	13		1	Y	12		11/2023	\$2,000.00	
8043	LOCKPORT	10/03/1939	Active	28	1	6	-15.15%	29	20	2	Y	2	R	06/2025		
Exc Award (06/30/2023)																
8044	MAYVILLE CHAUTAUQUA	03/28/1947	Active	19	0	0	0.00%	17		8	Y		IP	10/2025		
Exc Award (06/30/2024)																
8045	NEWFANE	10/22/1941	Active	68	6	3	4.62%	63	16	0	N	None	N	06/2025		
140730	Niagara Falls Community	02/10/2020	Active	20	1	3	-9.09%	15	3	0	Y		N	09/2025		\$80.00
129657	Niagara University	12/28/2016	Active	7	0	0	0.00%	7		15	N	None		12/2019		
126501	North Buffalo Community	01/08/2016	Cancelled(6*)	0	0	7	-100.00%	7	8	3	N	None		09/2019	90+ Days	\$500.00
8048	OLCOTT	07/01/1958	Active	21	3	0	16.67%	18		4	Y	2	R	10/2025	90+ Days	\$1,500.00
8049	OLEAN PORTVILLE	11/20/1952	Active	20	0	0	0.00%	20		4	N	None		08/2024	90+ Days	
8050	ORCHARD PARK	09/19/1944	Active	46	1	2	-2.13%	47	5	2	Y	2	R	01/2026		
8051	PENDLETON	02/10/1969	Active	22	3	0	15.79%	22		4	Y			06/2025		
Exc Award (06/30/2018)																
8054	RANDOLPH	10/24/1938	Active	45	1	2	-2.17%	46	10	3	Y			12/2025		
Exc Award (06/30/2023)																
8058	SHERIDAN DRIVE	10/20/1952	Active	17	6	0	54.55%	11		0	Y	2	R	01/2026		\$160.00
127103	Tonawandas Erie Canal Gateway	03/22/2016	Active	18	1	0	5.88%	20		4	Y	7	R	10/2025	90+ Days	\$1,076.00
Exc Award (06/30/2020)																
8037	TOWN OF HAMBURG	11/19/1941	Active	16	2	2	0.00%	17	16	6	Y	8	R	09/2025		
8062	TOWN OF NIAGARA	02/18/1953	Active	26	1	0	4.00%	25		6	Y		N	10/2024		\$538.60
8063	TOWN OF WHEATFIELD L C	10/09/1973	Active	27	2	0	8.00%	26		6	Y	4		04/2025		\$1,037.00
Exc Award (06/30/2021)																
8064	WEST SENECA	01/27/1953	Active	75	3	6	-3.85%	75	23	3	Y		N	07/2025		\$1,220.00
Exc Award (06/30/2021)																
144143	Western New York Riding	12/18/2020	Active	37	3	1	5.71%	40	3	2	Y		N	10/2025		\$90.00



Club Health Assessment for District 20 N through January 2026

INTERNATIONAL

Club Number	Club Name	Charter Date	Status	Membership						Reports				Finance	LCIF	
			Times in Status Quo in Past 2 Years	Current Member Count **	YTD Members Added	YTD Members Dropped	YTD Net Growth% ***	Member Count 1 Year Ago	Dropped Members Avg.Length of Service	Months Since Membership Update	Current Officers Reported ****	Current President Repeated Term	VP Reported *****	Last Date Reported Service (mm/yyyy)	Account Balance	YTD Donations
8066	WILSON	10/24/1941	Active	27	1	8	-20.59%	33	5	2	Y			06/2024		
	Exc Award (06/30/2018, 06/30/2022)															
8067	YOUNGSTOWN	08/17/1948	Active	30	0	3	-9.09%	32	3	0	Y	2	R	01/2026		

Clubs Cancelled Previous Fiscal Year – Clubs Cancelled within last 12 months may be reinstated

Club Number	Club Name	Charter Date	Current Status*	Cancellation Date
141198	Greater Buffalo Adaptive Sports	06/22/2020	Cancelled(8*)	12/30/2024
8060	SPRINGVILLE	09/27/1946	Cancelled(6*)	06/29/2025

Current Total Clubs Count	YTD New Clubs Count	YTD Cancelled Clubs Count	YTD Net Club Gain	Current Total Members Count	YTD Add	YTD Drop	YTD Net Growth	YTD Net Growth %	Member Count 12 Months Ago	Average Member Count Per Club	% of Clubs with less than 20 members	% No Officer Report in 12 Months	% of Clubs with balance 90+ days	Number of Clubs in Status Quo	% Status Quo Clubs in Financial Suspension	Number of Cancelled Clubs	Average Cancelled Club Age	Members Lost Due to Cancellation	% of Clubs Cancelled for Non-Financial Reasons
41	0	2	-2	1,165	66	71	-5	-0.43%	1,154	28	34%	7%	10%	0	0%	2	65	14	0%

* - P - Priority Club. Cancellation Reasons: 1-Objectives/conduct, 2-Non-active club, 5-Non-existing club, 6-Disbanding, 7-Merger, 8-Financial Suspension, 9-District/Multiple District Dues.

** Red denotes below 15 active members.

*** Red denotes 20% + loss.

**** Y - all 3 (President, Secretary, Treasurer) club officers reported, N - not all 3 reported.

***** Abbreviation: N-New, IP-Immediate Past, R-Repeat.




Club Health Assessment for District 20 E1 through January 2026

			Status	Membership						Reports				Finance	LCIF	
Club Number	Club Name	Charter Date	Times in Status Quo in Past 2 Years	Current Member Count **	YTD Members Added	YTD Members Dropped	YTD Net Growth% ***	Member Count 1 Year Ago	Dropped Members Avg.Length of Service	Months Since Membership Update	Current Officers Reported ****	Current President Repeated Term	VP Reported *****	Last Date Reported Service (mm/yyyy)	Account Balance	YTD Donations
Clubs more than two years old																
8068	ALBION	08/19/1924	Active	18	0	3	-14.29%	21	17	1	Y	2	R	09/2025		
8069	ALFRED	02/20/1966	Active	17	0	0	0.00%	19		0	Y		N	09/2025		
8071	ANDOVER	11/24/1971	Active	30	0	1	-3.23%	30	41	0	Y	2		10/2025		
8072	ANGELICA	06/10/1969	Active(1)	13	0	0	0.00%	12		9	Y	7		07/2025		
Exc Award (06/30/2017)																
8073	ATTICA	04/13/1951	Active	75	3	3	0.00%	73	24	3	Y		N	08/2025		
8074	AVON	04/24/1953	Active	57	0	7	-10.94%	65	14	0	Y		N	09/2025		\$350.00
Exc Award (06/30/2019, 06/30/2021)																
8075	BATAVIA	04/08/1946	Active	38	0	0	0.00%	38		1	Y		N	12/2025		
45359	BELFAST	09/30/1985	Active	38	0	0	0.00%	39		4	Y	6	N	08/2025		\$500.00
8076	BOLIVAR	03/31/1970	Active	29	1	0	3.57%	29		4	Y	3	R	01/2026		\$100.00
Exc Award (06/30/2017, 06/30/2018, 06/30/2019, 06/30/2020, 06/30/2021)																
8078	BROCKPORT	01/31/1951	Active	68	2	5	-4.23%	68	20	0	Y	2	R	01/2026		
Exc Award (06/30/2017, 06/30/2018, 06/30/2019, 06/30/2024)																
8079	CALEDONIA MUMFORD	09/09/1929	Active	21	0	0	0.00%	20		9	Y	19	R	12/2025		
8080	CANASERAGA	04/30/1953	Active	15	0	0	0.00%	15		6	Y		R	11/2025		
8081	CHILI	09/09/1964	Active	30	1	1	0.00%	30	44	0	Y	2	N	01/2026		\$300.00
Exc Award (06/30/2016, 06/30/2020, 06/30/2023, 06/30/2024)																
8082	CHURCHVILLE	10/30/1950	Active	38	0	0	0.00%	40		2	Y	2	R	07/2025		\$250.00
60700	CLARENDON	04/27/1998	Active	16	1	0	6.67%	16		3	Y	12	R	11/2025		\$1,301.25
Exc Award (06/30/2024)																
44518	CUBA	01/25/1985	Active	22	0	0	0.00%	22		6	Y		N	01/2026		
8083	DANSVILLE	10/17/1941	Active	51	1	3	-3.77%	48	24	0	Y			01/2026		\$240.00
Exc Award (06/30/2018, 06/30/2024)																
145950	Dansville Lioness	05/21/2021	Active	23	4	6	-8.00%	14	2	0	Y	4	R	09/2025		
8085	FAIRPORT	08/17/1949	Active	36	2	4	-5.26%	36	37	1	Y			08/2025		\$150.00
8086	GATES GREECE	06/28/1950	Active	22	0	0	0.00%	23		7	Y	4		10/2025		\$100.00



Club Health Assessment for District 20 E1 through January 2026


			Status	Membership						Reports				Finance	LCIF	
Club Number	Club Name	Charter Date	Times in Status Quo in Past 2 Years	Current Member Count **	YTD Members Added	YTD Members Dropped	YTD Net Growth% ***	Member Count 1 Year Ago	Dropped Members Avg.Length of Service	Months Since Membership Update	Current Officers Reported ****	Current President Repeated Term	VP Reported *****	Last Date Reported Service (mm/yyyy)	Account Balance	YTD Donations
43612	HAMLIN	03/19/1984	Active	30	0	3	-9.09%	33	16	2	Y	3	R	11/2025		\$250.00
Exc Award (06/30/2024)																
8088	HILTON	11/09/1967	Active	28	0	4	-12.50%	28	10	3	Y	2	R	12/2025		\$594.31
8090	IRONDEQUOIT	06/05/1950	Active	20	3	1	11.11%	18	0	1	Y	3	N	08/2025		
Exc Award (06/30/2023, 06/30/2024)																
30149	KENDALL	01/28/1975	Active	55	4	8	-6.78%	56	23	0	Y		N	10/2025		
Exc Award (06/30/2020, 06/30/2024)																
8093	LYNDONVILLE	08/22/1951	Active	33	1	2	-2.94%	34	15	2	Y	2	N	12/2025		\$1,000.00
8094	MAPLE CITY L C	04/23/1969	Active	15	0	1	-6.25%	17	5	6	Y	3	N	08/2025		
8095	MEDINA	09/19/1935	Active	54	0	2	-3.57%	57	3	1	Y		N	11/2025		
Exc Award (06/30/2023, 06/30/2024)																
8099	ROCHESTER DOWNTOWN HOST	09/02/1921	Active	13	0	2	-13.33%	14	7	5	Y		N	11/2025		\$150.00
129688	Rochester Flaum Eye Institute	03/07/2017	Active	7	0	0	0.00%	7		29	N	11		09/2025		
36100	RUSH	10/27/1978	Active	10	0	6	-37.50%	18	5	2	Y	4	R	12/2025		
35301	SCIO	03/27/1978	Active	29	0	0	0.00%	28		0	Y		N	11/2025		
8102	SCOTTSVILLE	01/10/1957	Active	18	0	0	0.00%	17		9	Y	4		08/2025		
Exc Award (06/30/2018)																
8103	VARYSBURG	05/03/1971	Active(2)	21	0	0	0.00%	23		7	Y		N	01/2026		
8144	WALWORTH	04/25/1972	Active	39	0	0	0.00%	41		0	Y	2	R	12/2025		\$500.00
Exc Award (06/30/2023)																
8105	WEBSTER	03/27/1950	Active	30	1	1	0.00%	29	2	2	Y	3	R	09/2025		
8106	WELLSVILLE	01/08/1942	Active	52	4	5	-1.89%	62	7	0	Y		N	10/2025		\$100.00

Clubs Cancelled Previous Fiscal Year – Clubs Cancelled within last 12 months may be reinstated

Club Number	Club Name	Charter Date	Current Status*	Cancellation Date
8097	OAKFIELD ALABAMA	06/29/1951	Cancelled(6*)	06/29/2025



Club Health Assessment for District 20 E1 through January 2026

<div>Club NumberClub NameCharter Date</div>						Status		Membership					Reports				Finance		LCIF
						Times in Status Quo in Past 2 Years	Current Member Count **	YTD Members Added	YTD Members Dropped	YTD Net Growth***	Member Count 1 Year Ago	Dropped Members Avg.Length of Service	Months Since Membership Update	Current Officers Reported ****	Current President Repeated Term	VP Reported *****	Last Date Reported Service (mm/yyyy)	Account Balance	YTD Donations
Current Total Clubs Count	YTD New Clubs Count	YTD Cancelled Clubs Count	YTD Net Club Gain	Current Total Members Count	YTD Add	YTD Drop	YTD Net Growth	Member Count 12 Months Ago	Average Member Count Per Club	% of Clubs with less than 20 members	% No Officer Report in 12 Months	% of Clubs with balance 90+ days	Number of Clubs in Status Quo	% Status Quo Clubs in Financial Suspension	Number of Cancelled Clubs	Average Cancelled Club Age	Members Lost Due to Cancellation	% of Clubs Cancelled for Non-Financial Reasons	
36	0	0	0	1,111	28	68	-40	-3.48%	1,140	31	28%	0%	0%	0	0%	0	0	0	0%

* - P - Priority Club. Cancellation Reasons: 1-Objectives/conduct, 2-Non-active club, 5-Non-existing club, 6-Disbanding, 7-Merger, 8-Financial Suspension, 9-District/Multiple District Dues.

** Red denotes below 15 active members.

*** Red denotes 20% + loss.

**** Y - all 3 (President, Secretary, Treasurer) club officers reported, N - not all 3 reported.

***** Abbreviation: N-New, IP-Immediate Past, R-Repeat.



Club Health Assessment for District 20 E2 through January 2026

			Status	Membership						Reports				Finance		LCIF
Club Number	Club Name	Charter Date	Times in Status Quo in Past 2 Years	Current Member Count **	YTD Members Added	YTD Members Dropped	YTD Net Growth% ***	Member Count 1 Year Ago	Dropped Members Avg.Length of Service	Months Since Membership Update	Current Officers Reported ****	Current President Repeated Term	VP Reported *****	Last Date Reported Service (mm/yyyy)	Account Balance	YTD Donations
Clubs more than two years old																
8107	APALACHIN	02/08/1956	Active	55	3	1	3.77%	53	4	1	Y	2	N	01/2026		\$20.00
8112	BIG FLATS	02/09/1970	Active	11	0	1	-8.33%	13	7	2	N	7	R	11/2025		
Exc Award (06/30/2018)																
8119	BLOOMFIELD	06/28/1949	Active	18	1	0	5.88%	16		3	Y		N	01/2026		\$75.00
8113	CAMPBELL	07/24/1951	Active	9	0	2	-18.18%	11	2	1	Y	5	R	12/2024		
32317	CANANDAIGUA	05/28/1976	Active	5	0	3	-37.50%	8	22	0	N	6		09/2025		
Exc Award (06/30/2016)																
8116	CLYDE	12/27/1948	Active	7	0	0	0.00%	7		9	Y	6	R	10/2023		\$100.00
8117	COHOCTON	10/20/1954	Active	35	0	0	0.00%	31		3	N			12/2024		
8118	CORNING	09/09/1925	Active	44	0	10	-18.52%	54	7	0	Y	2		01/2026		\$19,524.00
Exc Award (06/30/2016, 06/30/2020, 06/30/2023, 06/30/2024)																
61972	GENEVA	05/24/1999	Cancelled(6*)	0	0	0	0.00%	3		4	N	None		11/2023		
122834	Hector Area	07/25/2014	Active	34	0	1	-2.86%	34	7	0	Y		N	11/2025		
8122	HORSEHEADS	12/10/1952	Active	20	4	0	25.00%	15		1	Y		N	12/2025		\$100.00
8123	ITHACA	05/23/1951	Active	15	0	0	0.00%	15		7	Y	10	N	12/2025		\$100.00
8124	LANSING	04/03/1961	Active	19	1	1	0.00%	21	24	0	Y			12/2023		\$200.00
62794	MANCHESTER-SHORTSVILLE	02/21/2000	Active	13	0	2	-13.33%	13	21	1	N	None	N	06/2025		
Exc Award (06/30/2017)																
8128	NEWFIELD	01/25/1971	Active	23	1	1	0.00%	25	2	1	Y	8	R	06/2025		
8129	NORTH ROSE	04/23/1958	Active	19	1	0	5.56%	18		4	Y			06/2025	90+ Days	\$1,000.00
Exc Award (06/30/2018)																
8131	OVID WILLARD	06/13/1951	Active	17	5	3	13.33%	15	31	0	Y	2	N	01/2026		\$20.00
Exc Award (06/30/2017, 06/30/2018, 06/30/2023)																
8132	OWEGO	11/14/1951	Active	8	0	2	-20.00%	10	21	0	Y	2	R	01/2026		
8133	PALMYRA-MACEDON	05/20/1958	Active	25	2	3	-3.85%	26	19	0	Y	2	N	01/2026		\$200.00
PAL-MAC																
8134	PENN YAN	05/26/1969	Active	70	1	5	-5.41%	74	17	0	Y		N	01/2026		\$305.00
Exc Award (06/30/2017, 06/30/2018, 06/30/2020)																



Club Health Assessment for District 20 E2 through January 2026

<div></div>						Status				Membership				Reports				Finance		LCIF
						Times in Status Quo in Past 2 Years	Current Member Count **	YTD Members Added	YTD Members Dropped	YTD Net Growth% ***	Member Count 1 Year Ago	Dropped Members Avg.Length of Service	Months Since Membership Update	Current Officers Reported ****	Current President Repeated Term	VP Reported *****	Last Date Reported Service (mm/yyyy)	Account Balance	YTD Donations	
8135	PHELPS	10/24/1956	Active	11	0	0	0.00%	9		5	Y	4	R	01/2026						
	Exc Award (06/30/2023)																			
8137	RUSHVILLE	03/30/1953	Active	31	0	1	-3.13%	32	12	1	Y		N	12/2025		\$2,050.00				
	Exc Award (06/30/2017)																			
8139	SODUS	10/31/1972	Active	18	0	0	0.00%	19		7	Y	2		12/2025						
143590	Sodus Pride Lioness	11/19/2020	Active	51	3	0	6.25%	43		2	Y		N	10/2025		\$10.00				
	Exc Award (06/30/2023, 06/30/2024, 06/30/2025)																			
43467	SPENCER & CANDOR	02/06/1984	Active	20	0	0	0.00%	28		7	Y	3	N	01/2026		\$30.00				
	Exc Award (06/30/2016, 06/30/2018)																			
28175	TIOGA-NICHOLS	03/22/1974	Active	16	0	1	-5.88%	17	33	1	Y	20	R	01/2026						
46011	TRUMANSBURG	04/14/1986	Active	13	0	1	-7.14%	14	15	5	Y			01/2026		\$50.00				
	Exc Award (06/30/2016)																			
8141	TWIN CITIES	09/05/1935	Active	20	0	0	0.00%	19		3	Y	11		12/2023		\$200.00				
8142	UNION SPRINGS	09/18/1957	Active	62	0	1	-1.59%	61	29	1	Y	3	N	11/2025		\$267.00				
	Exc Award (06/30/2017)																			
8143	VICTOR	02/05/1940	Active	19	3	2	5.56%	18	36	0	Y			11/2023	90+ Days	\$50.00				
8145	WATERLOO	01/28/1947	Active	13	0	0	0.00%	12		6	Y	6	N	01/2026						
48255	WATKINS GLEN-MONTOUR FALLS	03/14/1988	Active	34	2	5	-8.11%	37	18	1	Y	2	N	01/2026		\$157.00				
8147	WAVERLY	01/28/1930	Active	10	2	4	-16.67%	12	9	0	Y	8		12/2023						
8148	WEEDSPORT	05/28/1948	Active	17	0	0	0.00%	17		12	Y	3	R	12/2023						
8149	WOLCOTT	05/08/1953	Active	25	4	1	13.64%	25	12	6	Y	2	R	07/2025		\$610.00				
Current Total Clubs Count	YTD New Clubs Count	YTD Cancelled Clubs Count	YTD Net Club Gain	Current Total Members Count	YTD Add	YTD Drop	YTD Net Growth	YTD Net Growth %	Member Count 12 Months Ago	Average Member Count Per Club	% of Clubs with less than 20 members	% No Officer Report in 12 Months	% of Clubs with balance 90+ days	Number of Clubs in Status Quo	% Status Quo Clubs in Financial Suspension	Number of Cancelled Clubs	Average Cancelled Club Age	Members Lost Due to Cancellation	% of Clubs Cancelled for Non-Financial Reasons	
34	0	1	-1	807	33	51	-18	-2.18%	825	24	56%	0%	6%	0	0%	1	26	0	100%	

* - P - Priority Club. Cancellation Reasons: 1-Objectives/conduct, 2-Non-active club, 5-Non-existing club, 6-Disbanding, 7-Merger, 8-Financial Suspension, 9-District/Multiple District Dues.

** Red denotes below 15 active members.

*** Red denotes 20% + loss.

**** Y - all 3 (President, Secretary, Treasurer) club officers reported, N - not all 3 reported.

***** Abbreviation: N-New, IP-Immediate Past, R-Repeat.




Club Health Assessment for District 20 W through January 2026

			Status	Membership						Reports				Finance	LCIF	
Club Number	Club Name	Charter Date	Times in Status Quo in Past 2 Years	Current Member Count **	YTD Members Added	YTD Members Dropped	YTD Net Growth% ***	Member Count 1 Year Ago	Dropped Members Avg.Length of Service	Months Since Membership Update	Current Officers Reported ****	Current President Repeated Term	VP Reported *****	Last Date Reported Service (mm/yyyy)	Account Balance	YTD Donations
Clubs less than two years old																
157350	SUNY UAlbany Campus	03/13/2024	Active	20	0	5	-20.00%	24	1	5	Y	2	N	11/2024		
Clubs more than two years old																
8295	ALBANY & TROY	09/30/1925	Active	31	2	0	6.90%	28		0	Y		N	06/2025		
8259	BALLSTON SPA	08/29/1949	Active	34	2	6	-10.53%	38	17	1	Y		N	01/2026		\$1,000.00
8260	BETHLEHEM	11/11/1954	Active	16	0	0	0.00%	19		7	Y		N	01/2025		
75996	BROADALBIN - PERTH	06/30/2003	Active	28	1	1	0.00%	28	6	0	Y	4	N	01/2026		\$856.46
Exc Award (06/30/2022, 06/30/2023)																
8261	CAMBRIDGE	09/07/1934	Active	10	0	0	0.00%	10		8	Y	3		05/2025		\$280.00
8153	CHAZY	10/03/1956	Active	39	0	3	-7.14%	42	2	4	Y	4	N	01/2026		\$250.00
Exc Award (06/30/2022, 06/30/2023)																
8155	CLIFTON FINE	11/22/1948	Active	27	0	0	0.00%	23		6	Y			07/2025		
8263	CLINTON	01/09/1958	Active	24	1	2	-4.00%	25	5	1	Y	2	R	12/2025		
Exc Award (06/30/2019, 06/30/2022, 06/30/2023)																
8266	DEERFIELD	05/24/1956	Active	5	0	0	0.00%	5		6	Y	6		09/2018		
8267	DUANE L C	06/16/1955	Active	25	5	1	19.05%	21	0	1	Y	2	R	08/2025		
8158	EDWARDS	12/11/1961	Active	16	0	0	0.00%	23		9	Y	2	R	10/2025		
Exc Award (06/30/2023)																
39861	FONDA & FULTONVILLE	05/21/1981	Active	14	1	1	0.00%	16	32	2	Y	4	N	11/2025		\$50.00
37671	GALWAY	11/16/1979	Active	55	0	1	-1.79%	58	43	4	N		N	11/2025		\$350.00
Exc Award (06/30/2019, 06/30/2022)																
8271	GLENS FALLS	10/31/1939	Active	24	0	0	0.00%	32		1	Y		R	11/2025		\$250.00
8160	GOUVERNEUR	10/31/1935	Active	35	2	0	6.06%	38		0	Y		N	09/2025		\$100.00
46507	GREATER HERKIMER	08/11/1986	Active	36	0	0	0.00%	34		10	Y	7	N	04/2025		
8278	GREATER JOHNSTOWN	09/14/1961	Active	43	2	0	4.88%	41		2	Y		N	10/2025		
8284	GREATER RAVENA AREA	09/16/1959	Active	15	3	0	25.00%	12		0	Y	2		01/2026		\$320.00
8274	GREENWICH	01/28/1954	Active	34	0	0	0.00%	34		4	Y	2	R	11/2025		\$50.00
8276	HADLEY LUZERNE	03/25/1947	Active	14	1	2	-6.67%	15	9	3	Y	4	R	03/2025	90+ Days	



Club Health Assessment for District 20 W through January 2026

			Status	Membership						Reports				Finance	LCIF	
Club Number	Club Name	Charter Date	Times in Status Quo in Past 2 Years	Current Member Count **	YTD Members Added	YTD Members Dropped	YTD Net Growth% ***	Member Count 1 Year Ago	Dropped Members Avg.Length of Service	Months Since Membership Update	Current Officers Reported ****	Current President Repeated Term	VP Reported *****	Last Date Reported Service (mm/yyyy)	Account Balance	YTD Donations
8161	HEUVELTON	04/18/1972	Active	8	1	1	0.00%	9	4	1	Y		N	07/2024		
8277	HOLLAND PATENT	06/12/1972	Active	12	0	1	-7.69%	12	3	3	Y	2	N	07/2025		\$500.00
8164	LAKE PLACID	08/18/1939	Active	27	0	4	-12.90%	33	12	0	N	None	N	08/2024		\$600.00
67378	LISBON	02/28/2003	Active	21	0	0	0.00%	21		7	Y	5	N	05/2025		
8165	LONG LAKE	09/11/1957	Active	29	6	0	26.09%	21		0	Y	4	R	12/2025		
Exc Award (06/30/2023)																
8168	MALONE	10/24/1949	Active	15	0	0	0.00%	12		10	N	None		12/2024		
127665	Marcy Telephone	05/27/2016	Active	9	0	0	0.00%	9		34	N	None		09/2024		
8279	MECHANICVILLE-STILLWATE R L C	01/13/1942	Active	26	1	3	-7.14%	28	16	1	Y	2	R	04/2025		
8281	NEW HARTFORD NY MILLS WHITESTOWN	01/28/1948	Active	12	0	0	0.00%	13		10	Y		N	12/2025		
8171	NEWCOMB	01/25/1966	Active	46	1	3	-4.17%	46	13	0	Y		N	01/2026		
8173	OGDENSBURG	10/27/1955	Active	30	0	4	-11.76%	35	21	0	Y	3	N	04/2025		
8174	PERU	01/23/1945	Active	27	2	0	8.00%	26		1	Y	2	R	12/2025		\$325.00
Exc Award (06/30/2023)																
8175	PLATTSBURGH	09/25/1939	Active	34	0	4	-10.53%	36	35	3	Y		N	01/2026		\$1,035.00
Exc Award (06/30/2023)																
8176	RAQUETTE RIVER	09/25/1936	Active	23	0	0	0.00%	22		11	Y	3		12/2024	90+ Days	
8178	SARANAC LAKE	08/30/1939	Cancelled(8*)	0	0	5	-100.00%	5	10	6	N	None		12/2024		
8287	SARATOGA SPRINGS	10/15/1925	Active	81	3	0	3.85%	77		1	Y		N	01/2026		\$90.00
8291	SAUQUOIT VALLEY	06/30/1955	Active	35	2	1	2.94%	33	4	1	Y	5	R	01/2026		
Exc Award (06/30/2024)																
8289	SCHUYLERVILLE	05/17/1962	Active	12	0	4	-25.00%	17	25	0	Y	7	R	09/2024		\$1,000.00
8290	SCOTIA-GLENVILLE	09/08/1954	Active	27	5	1	17.39%	22	0	2	Y	6	N	11/2024		
8292	SPECULATOR	05/15/1952	Active	18	3	0	20.00%	15		3	Y	2		04/2025		
45321	TOWN OF GREENFIELD	08/09/1985	Active	34	1	1	0.00%	33	35	3	Y		N	01/2026		\$140.00
Exc Award (06/30/2022)																
8293	TOWN OF HOOSICK	10/27/1960	Active	30	0	1	-3.23%	34	3	1	Y	2	R	05/2025		
8183	TOWN OF SCHROON	10/09/1957	Active	43	3	3	0.00%	41	14	1	Y		N	09/2025		\$100.00
Exc Award (06/30/2022)																



Club Health Assessment for District 20 W through January 2026

			Status		Membership					Reports				Finance		LCIF			
Club Number	Club Name	Charter Date			Times in Status Quo in Past 2 Years	Current Member Count **	YTD Members Added	YTD Members Dropped	YTD Net Growth***	Member Count 1 Year Ago	Dropped Members Avg.Length of Service	Months Since Membership Update	Current Officers Reported ****	Current President Repeated Term	VP Reported *****	Last Date Reported Service (mm/yyyy)	Account Balance	YTD Donations	
30570	TOWN OF WRIGHT/SCHOHARIE VLY	04/16/1975	Active	9	0	0	0.00%	10		9	N	None			11/2024				
8184	TUPPER LAKE	08/12/1935	Active	45	5	0	12.50%	40		2	Y				10/2025				
8296	UTICA	02/08/1924	Active	12	2	0	20.00%	10		4	Y	11	R		01/2026				
8297	WATERFORD	11/24/1939	Active(1)	14	1	2	-6.67%	15	29	0	Y	6			05/2025				
Current Total Clubs Count	YTD New Clubs Count	YTD Cancelled Clubs Count	YTD Net Club Gain	Current Total Members Count	YTD Add	YTD Drop	YTD Net Growth	YTD Net Growth %	Member Count 12 Months Ago	Average Member Count Per Club	% of Clubs with less than 20 members	% No Officer Report in 12 Months	% of Clubs with balance 90+ days	Number of Clubs in Status Quo	% Status Quo Clubs in Financial Suspension	Number of Cancelled Clubs	Average Cancelled Club Age	Members Lost Due to Cancellation	% of Clubs Cancelled for Non-Financial Reasons
47	0	1	-1	1,224	56	60	-4	-0.33%	1,241	26	36%	6%	2%	0	0%	1	86	5	0%

* - P - Priority Club. Cancellation Reasons: 1-Objectives/conduct, 2-Non-active club, 5-Non-existing club, 6-Disbanding, 7-Merger, 8-Financial Suspension, 9-District/Multiple District Dues.

** Red denotes below 15 active members.

*** Red denotes 20% + loss.

**** Y - all 3 (President, Secretary, Treasurer) club officers reported, N - not all 3 reported.

***** Abbreviation: N-New, IP-Immediate Past, R-Repeat.



Club Health Assessment for District 20 Y through January 2026

			Status	Membership						Reports				Finance		LCIF
Club Number	Club Name	Charter Date	Times in Status Quo in Past 2 Years	Current Member Count **	YTD Members Added	YTD Members Dropped	YTD Net Growth% ***	Member Count 1 Year Ago	Dropped Members Avg.Length of Service	Months Since Membership Update	Current Officers Reported ****	Current President Repeated Term	VP Reported *****	Last Date Reported Service (mm/yyyy)	Account Balance	YTD Donations
Clubs more than two years old																
41155	BAINBRIDGE	04/05/1982	Active	39	0	1	-2.50%	44	40	1	Y		N	08/2025		
8187	BALDWINSVILLE	09/01/1948	Active	14	1	1	0.00%	18	28	4	Y	3	R	07/2025		
8188	BINGHAMTON	11/19/1924	Active	18	1	0	5.88%	16		3	Y		N	10/2025		
150240	Boonville	03/28/2022	Active	48	4	1	6.67%	62	2	4	Y	5	R	11/2025		\$500.00
Exc Award (06/30/2023)																
8191	CAMDEN	11/13/1963	Active	22	0	4	-15.38%	27	5	3	Y		N	12/2025		
Exc Award (06/30/2023)																
8192	CANASTOTA	11/10/1947	Active	35	2	3	-2.78%	37	11	6	Y	8	R	11/2025		\$1,000.00
Exc Award (06/30/2018, 06/30/2023)																
8151	CAPE VINCENT	02/15/1971	Active	19	1	0	5.56%	20		2	Y	12	N	12/2025		
8152	CARTHAGE	09/16/1940	Active	24	1	1	0.00%	26	11	3	Y	8	R	11/2025	90+ Days	
8193	CAZENOVIA	04/17/1969	Active	31	0	2	-6.06%	33	7	2	Y	3	R	10/2025		
8194	CENTRAL SQUARE	11/19/1948	Active	25	0	0	0.00%	25		0	Y	2	R	11/2025		\$125.00
Exc Award (06/30/2020, 06/30/2023)																
8196	CHITTENANGO	12/15/1971	Active	43	3	1	4.88%	45	11	1	Y		N	01/2026		\$2,090.00
Exc Award (06/30/2023)																
8154	CLAYTON	10/31/1955	Active	18	0	2	-10.00%	20	24	1	Y	2	R	12/2025		
8199	COOPERSTOWN	12/08/1950	Active	41	0	0	0.00%	42		6	Y		N	12/2025		\$1,600.00
Exc Award (06/30/2020, 06/30/2023)																
8156	CROGHAN	12/19/1958	Active	21	1	0	5.00%	20		4	Y	2	R	01/2026		
Exc Award (06/30/2023)																
8201	DEPOSIT	04/18/1955	Active	14	2	1	7.69%	13	5	0	Y	2	N	01/2026		\$350.00
Exc Award (06/30/2025)																
8202	DOWNSVILLE	08/19/1954	Active	9	0	1	-10.00%	13	16	1	Y	2	R	09/2025		
8204	ENDICOTT	09/14/1938	Active	7	2	2	0.00%	7	5	2	Y			11/2025		\$630.00
Exc Award (06/30/2020, 06/30/2021)																
8207	FULTON	02/27/1953	Active	29	2	2	0.00%	29	9	2	Y		N	11/2025		\$1,000.00
8208	GREENE	09/17/1951	Active	61	4	4	0.00%	62	14	1	Y		N	12/2025		
Exc Award (06/30/2020, 06/30/2023)																
146205	Hastings	05/19/2021	Active(1)	23	1	2	-4.17%	24	4	0	Y	2	N	12/2025		\$65.00



Club Health Assessment for District 20 Y through January 2026

			Status	Membership						Reports				Finance	LCIF	
Club Number	Club Name	Charter Date	Times in Status Quo in Past 2 Years	Current Member Count **	YTD Members Added	YTD Members Dropped	YTD Net Growth% ***	Member Count 1 Year Ago	Dropped Members Avg.Length of Service	Months Since Membership Update	Current Officers Reported ****	Current President Repeated Term	VP Reported *****	Last Date Reported Service (mm/yyyy)	Account Balance	YTD Donations
Exc Award (06/30/2023)																
8211	JOHNSON CITY	08/28/1947	Active	11	0	0	0.00%	11		13	N	7	R	10/2025		
Exc Award (06/30/2023)																
8166	LOWVILLE	10/10/1955	Active	49	2	0	4.26%	47		0	Y		N	01/2026		\$1,120.00
Exc Award (06/30/2017, 06/30/2018, 06/30/2020, 06/30/2021, 06/30/2022, 06/30/2023)																
8215	MANLIUS	02/11/1947	Active	12	0	0	0.00%	12		19	Y	8	R	09/2024		
8216	MARATHON	07/12/1951	Active	28	0	0	0.00%	27		11	Y	2	R	11/2025		
8217	MARTISCO	02/09/1970	Active	35	1	1	0.00%	35	23	2	Y		N	01/2026		
8219	MC GRAW	02/24/1956	Active	17	1	0	6.25%	14		6	Y	7	R	01/2026		\$350.00
8222	MORRISVILLE	10/08/1959	Active	22	3	2	4.76%	25	5	5	Y	4		01/2026		\$100.00
8225	NORTH SYRACUSE - LIVERPOOL	03/07/1956	Active	13	1	2	-7.14%	17	21	1	Y		IP	11/2025		
Exc Award (06/30/2023)																
8230	ONEONTA	07/14/1930	Active	10	0	2	-16.67%	12	18	5	Y		R	10/2025		
8231	OSWEGO	01/31/1956	Active	16	0	0	0.00%	16		4	Y		N	11/2025		
8232	OXFORD	02/28/1967	Active	31	0	3	-8.82%	35	21	0	Y			10/2025		
8235	POMPEY	02/04/1965	Active	31	0	4	-11.43%	39	8	2	Y	2	N	01/2026		\$200.00
Exc Award (06/30/2021, 06/30/2023)																
8236	PULASKI	11/16/1961	Active	17	0	0	0.00%	15		8	Y		N	12/2025		\$225.00
Exc Award (06/30/2023)																
8237	RICHFIELD SPRINGS	11/25/1969	Active	11	2	0	22.22%	15		6	Y	4	R	08/2025		
8239	ROME	10/21/1952	Active	34	3	0	9.68%	31		0	Y	2	N	01/2026		
Exc Award (06/30/2022, 06/30/2023)																
8241	SKANEATELES	07/25/1951	Active	22	2	0	10.00%	20		4	Y	2	R	11/2025	90+ Days	\$1,200.00
8242	SOLVAY-GEDDES-CAMILLUS L C	04/20/1951	Active	21	0	1	-4.55%	23	27	3	Y		IP	01/2026		\$50.00
8179	SOUTH JEFFERSON	11/02/1950	Active	22	1	0	4.76%	21		1	Y	2	N	10/2025		\$140.00
Exc Award (06/30/2018, 06/30/2020, 06/30/2023)																
8167	SOUTH LEWIS L C	04/10/1947	Active	24	0	0	0.00%	24		3	Y	3	N	10/2025		
Exc Award (06/30/2021, 06/30/2023)																
130655	Syracuse CVR	04/06/2017	Active	9	0	0	0.00%	11		12	Y	3		11/2024		



Club Health Assessment for District 20 Y through January 2026

			Membership							Reports				Finance		LCIF		
Club Number	Club Name	Charter Date	Status	Current Member Count **	YTD Members Added	YTD Members Dropped	YTD Net Growth% ***	Member Count 1 Year Ago	Dropped Members Avg.Length of Service	Months Since Membership Update	Current Officers Reported ****	Current President Repeated Term	VP Reported *****	Last Date Reported Service (mm/yyyy)	Account Balance	YTD Donations		
			Times in Status Quo in Past 2 Years															
8244	SYRACUSE EASTWOOD	05/29/1947	Active	13	4	0	44.44%	10		0	Y		IP	12/2025		\$40.00		
8243	SYRACUSE HOST	04/04/1924	Active	29	0	3	-9.38%	30	19	0	Y		N	01/2026				
Exc Award (06/30/2020, 06/30/2022, 06/30/2023, 06/30/2024, 06/30/2025)																		
140895	Syracuse Upstate Diabetes	02/14/2020	Active	12	0	0	0.00%	12		17	N	3		05/2025		\$120.00		
8181	TOWN OF BROWNVILLE	11/19/1958	Active	12	0	1	-7.69%	12	53	1	Y	9		11/2025				
8250	WALTON	05/20/1964	Active	13	0	0	0.00%	14		7	Y	3	R	10/2025				
8186	WATERTOWN	08/12/1938	Active	6	0	3	-33.33%	10	9	0	Y	2	N	12/2025				
8251	WEST CORNERS	02/28/1962	Active	16	0	0	0.00%	16		17	Y	2		09/2025				
8253	WINDSOR	09/25/1947	Active	18	0	1	-5.26%	20	19	0	Y			11/2025				
Exc Award (06/30/2022)																		
Current Total Clubs Count	YTD New Clubs Count	YTD Cancelled Clubs Count	YTD Net Club Gain	Current Total Members Count	YTD Add	YTD Drop	YTD Net Growth %	Member Count 12 Months Ago	Average Member Count Per Club	% of Clubs with less than 20 members	% No Officer Report in 12 Months	% of Clubs with balance 90+ days	Number of Clubs in Status Quo	% Status Quo Clubs in Financial Suspension	Number of Cancelled Clubs	Average Cancelled Club Age	Members Lost Due to Cancellation	% of Clubs Cancelled for Non-Financial Reasons
48	0	0	0	1,095	45	51	-6	-0.54%	1,157	23	48%	0%	4%	0	0%	0	0	0

* - P - Priority Club. Cancellation Reasons: 1-Objectives/conduct, 2-Non-active club, 5-Non-existing club, 6-Disbanding, 7-Merger, 8-Financial Suspension, 9-District/Multiple District Dues.

** Red denotes below 15 active members.

*** Red denotes 20% + loss.

**** Y - all 3 (President, Secretary, Treasurer) club officers reported, N - not all 3 reported.

***** Abbreviation: N-New, IP-Immediate Past, R-Repeat.



Club Health Assessment for District 20 O through January 2026

			Status	Membership						Reports				Finance		LCIF
Club Number	Club Name	Charter Date	Times in Status Quo in Past 2 Years	Current Member Count **	YTD Members Added	YTD Members Dropped	YTD Net Growth% ***	Member Count 1 Year Ago	Dropped Members Avg.Length of Service	Months Since Membership Update	Current Officers Reported ****	Current President Repeated Term	VP Reported *****	Last Date Reported Service (mm/yyyy)	Account Balance	YTD Donations
Clubs more than two years old																
8298	AMENIA	10/05/1948	Active	26	1	0	4.00%	30		4	Y	2	R	12/2024	90+ Days	
127183	Beacon Community	03/31/2016	Active	4	0	0	0.00%	11		7	Y	4		09/2025		
8300	BETHEL	06/05/1967	Active	34	0	0	0.00%	33		7	Y		N	01/2026		\$25.00
8302	CHATHAM	05/04/1955	Active	37	2	0	5.71%	36		3	Y		N	11/2025	90+ Days	
8303	CORNWALL	09/30/1932	Active	53	8	6	3.92%	50	17	0	Y		N	01/2026		
Exc Award (06/30/2024)																
110423	ELDRED	02/24/2011	Active	14	0	0	0.00%	16		0	Y	12		11/2024		
8305	FLORIDA	05/28/1962	Active	15	3	0	25.00%	12		3	Y	12	R	12/2025		
68732	GOSHEN	04/21/2003	Active	14	1	4	-17.65%	28	11	0	Y	2	R	10/2025		\$200.00
Exc Award (06/30/2018)																
102626	GREATER WASHINGTONVILLE	06/24/2008	Active	6	2	1	20.00%	5	5	0	Y	6		05/2025		
8308	GREENWOOD LAKE	11/26/1951	Active	33	2	0	6.45%	32		2	Y	2	N	11/2025		\$225.00
Exc Award (06/30/2024, 06/30/2025)																
8311	HUDSON	08/20/1941	Active	18	1	2	-5.26%	20	11	1	Y	3	N	01/2026		\$100.00
8312	HURLEY	04/27/1955	Active	22	0	0	0.00%	23		11	Y	3	R	12/2025		
8313	HYDE PARK	11/26/1941	Active	13	1	2	-7.14%	14	14	4	Y	7	N	09/2024		\$35.00
8314	JEFFERSONVILLE	04/28/1947	Active	12	2	0	20.00%	10		6	Y	24	R	01/2026		
8316	KINGSTON	05/28/1941	Active	26	4	0	18.18%	21		0	Y		N	01/2026		
8317	LA GRANGE L C	04/19/1967	Active	24	1	1	0.00%	24	25	0	Y			01/2026		
Exc Award (06/30/2024)																
8319	LIBERTY	08/19/1932	Active	15	2	1	7.14%	15	7	0	Y	11	R	09/2025		
40107	LUMBERLAND	06/29/1981	Active	30	0	0	0.00%	30		15	Y	13	R	12/2025		\$100.00
8320	MAMAKATING L C	05/13/1968	Active	15	0	0	0.00%	13		8	Y	3	R	01/2026	90+ Days	\$60.00
8321	MARLBORO MILTON	01/30/1947	Active	77	8	1	10.00%	73	42	0	Y	2	R	01/2026		
Exc Award (06/30/2022, 06/30/2023, 06/30/2024, 06/30/2025)																
8322	MIDDLETOWN	09/09/1936	Active	70	4	2	2.94%	61	14	1	Y		N	01/2026		\$201.00
Exc Award (06/30/2025)																
45081	MINISINK VALLEY	06/27/1985	Active	26	6	0	30.00%	16		4	Y	2		12/2025		




Club Health Assessment for District 20 O through January 2026

			Status	Membership					Reports				Finance		LCIF	
Club Number	Club Name	Charter Date	Times in Status Quo in Past 2 Years	Current Member Count **	YTD Members Added	YTD Members Dropped	YTD Net Growth% ***	Member Count 1 Year Ago	Dropped Members Avg.Length of Service	Months Since Membership Update	Current Officers Reported ****	Current President Repeated Term	VP Reported *****	Last Date Reported Service (mm/yyyy)	Account Balance	YTD Donations
8325	MONROE	05/02/1961	Active	27	0	0	0.00%	26		7	Y	4	R	12/2025		\$500.00
Exc Award (06/30/2024)																
8328	NEW WINDSOR	11/30/1953	Active	4	0	0	0.00%	4		31	N	None		10/2025		\$1,000.00
8326	NEWBURGH	11/19/1923	Active	22	0	0	0.00%	22		14	Y	2	R	01/2026		\$200.00
8330	NORTHERN COLUMBIA	12/16/1947	Active	18	0	0	0.00%	20		0	Y		N	07/2024		\$100.00
8332	OTISVILLE	11/05/1953	Active	11	0	1	-8.33%	13	10	0	Y	12	R	04/2023		
8333	PAWLING	05/04/1955	Active	17	0	0	0.00%	20		7	Y	2	R	10/2025		\$20.00
46398	PINE BUSH	06/26/1986	Active	20	2	1	5.26%	25	30	3	Y		N	01/2026		\$500.00
8334	PINE PLAINS	10/15/1953	Active	27	1	0	3.85%	26		5	Y	2	R	10/2025		
8336	PLEASANT VALLEY	01/18/1954	Active	32	1	0	3.23%	27		6	Y	2	R	12/2025		
40355	RHINEBECK	09/25/1981	Active	42	5	5	0.00%	38	21	0	Y	7	R	11/2025		
8340	RIP VAN WINKLE	09/17/1953	Active	54	0	0	0.00%	49		7	N	None	R	08/2022		
8342	RONDOUT VALLEY	10/18/1950	Active	30	4	1	11.11%	30	48	2	Y		N	05/2025		\$500.00
8343	SAUGERTIES	10/14/1932	Active	29	3	1	7.41%	28	12	1	Y		R	11/2025		
8344	STANFORD	06/24/1958	Active	16	0	0	0.00%	18		9	Y		R	12/2020		
8345	THE TOWN OF DOVER	10/21/1948	Active	52	3	1	4.00%	47	4	0	Y	4	R	01/2026		\$295.00
Exc Award (06/30/2024)																
37509	TOWN OF DEERPARK	09/17/1979	Active	11	0	0	0.00%	11		9	Y	4	N	12/2025		
8347	TOWN OF ESOPUS	05/23/1955	Active	2	0	0	0.00%	2		22	Y	14		10/2018		
8354	TOWN OF FALLSBURG L C	03/15/1951	Active	42	0	0	0.00%	43		3	Y	2	R	01/2026		\$1,000.00
8348	TOWN OF HIGHLAND	10/28/1953	Active	35	0	1	-2.78%	31	9	2	Y	2	R	01/2026		
8352	TOWN OF WOODBURY	02/08/1962	Active	23	0	0	0.00%	22		7	Y	2	R	12/2025		
34627	TRI-VALLEY	11/18/1977	Active	44	2	2	0.00%	45	26	4	Y	5	R	01/2026		\$816.00
33421	TUSTEN L C	03/15/1977	Active	4	0	0	0.00%	4		3	Y	16	R	01/2021		
8356	WALLKILL	03/30/1955	Active	50	7	0	16.28%	38		0	Y	3	N	12/2025		
8358	WARWICK	12/13/1948	Active	47	2	0	4.44%	43		0	Y		N	01/2026		\$3,898.00
Exc Award (06/30/2025)																



Club Health Assessment for District 20 O through January 2026

<div>Club NumberClub NameCharter Date</div>						Status		Membership					Reports				Finance		LCIF
						Times in Status Quo in Past 2 Years	Current Member Count **	YTD Members Added	YTD Members Dropped	YTD Net Growth***	Member Count 1 Year Ago	Dropped Members Avg.Length of Service	Months Since Membership Update	Current Officers Reported ****	Current President Repeated Term	VP Reported *****	Last Date Reported Service (mm/yyyy)	Account Balance	YTD Donations
Current Total Clubs Count	YTD New Clubs Count	YTD Cancelled Clubs Count	YTD Net Club Gain	Current Total Members Count	YTD Add	YTD Drop	YTD Net Growth	Member Count 12 Months Ago	Average Member Count Per Club	% of Clubs with less than 20 members	% No Officer Report in 12 Months	% of Clubs with balance 90+ days	Number of Clubs in Status Quo	% Status Quo Clubs in Financial Suspension	Number of Cancelled Clubs	Average Cancelled Club Age	Members Lost Due to Cancellation	% of Clubs Cancelled for Non-Financial Reasons	
46	0	0	0	1,243	78	33	45	3.76%	1,205	27	39%	2%	7%	0	0%	0	0	0	0%

* - P - Priority Club. Cancellation Reasons: 1-Objectives/conduct, 2-Non-active club, 5-Non-existing club, 6-Disbanding, 7-Merger, 8-Financial Suspension, 9-District/Multiple District Dues.

** Red denotes below 15 active members.

*** Red denotes 20% + loss.

**** Y - all 3 (President, Secretary, Treasurer) club officers reported, N - not all 3 reported.

***** Abbreviation: N-New, IP-Immediate Past, R-Repeat.



Club Health Assessment for District 20 R1 through January 2026

			Status	Membership						Reports				Finance	LCIF	
Club Number	Club Name	Charter Date	Times in Status Quo in Past 2 Years	Current Member Count **	YTD Members Added	YTD Members Dropped	YTD Net Growth% ***	Member Count 1 Year Ago	Dropped Members Avg.Length of Service	Months Since Membership Update	Current Officers Reported ****	Current President Repeated Term	VP Reported *****	Last Date Reported Service (mm/yyyy)	Account Balance	YTD Donations
Clubs more than two years old																
8379	ARMONK	08/29/1939	Active(1)	18	0	0	0.00%	18		16	Y	4	R	08/2016		
8360	BEDFORD HILLS	05/31/1939	Active	18	1	4	-14.29%	21	13	2	N	2	R	01/2026		
	Exc Award (06/30/2021)															
8361	BEDFORD VILLAGE	12/11/1946	Active	23	0	0	0.00%	23		17	Y	15	N	12/2023		
8362	BLAUVELT	05/28/1953	Active	35	1	0	2.94%	37		4	Y		N	06/2025		\$840.00
	Exc Award (06/30/2024)															
8363	BREWSTER	03/15/1927	Active(1)	9	0	0	0.00%	9		17	N	None		05/2025		
38283	CARMEL KENT L C	04/08/1980	Active	12	0	0	0.00%	15		7	Y	2		12/2025		
8377	CLARKSTOWN	05/26/1959	Active	15	4	0	36.36%	11		3	Y	2	R	07/2025		\$1,200.00
8366	COLD SPRING	01/06/1939	Active	23	4	2	9.52%	21	4	0	Y		N	01/2026		
8368	CROTON ON HUDSON	10/26/1939	Active	33	2	1	3.13%	29	0	2	Y	3	R	06/2025		
8370	HENDRICK HUDSON	01/07/1954	Active	18	1	0	5.88%	21		7	Y		N	11/2025	90+ Days	
8373	LEWISBORO L C	03/05/1958	Active	42	3	4	-2.33%	43	47	1	Y	8	R	01/2026	90+ Days	
8376	MOUNT KISCO	11/23/1925	Active	27	0	0	0.00%	30		7	Y		R	11/2025		\$1,000.00
	Exc Award (06/30/2024)															
30233	NORTH ROCKLAND	02/17/1975	Active	14	2	0	16.67%	12		2	Y		N	11/2025		\$25.00
8380	NORTH SALEM	10/16/1967	Active	35	1	1	0.00%	35	0	3	Y	2	N	06/2025		
8384	PEARL RIVER	06/09/1949	Active	33	3	2	3.13%	33	1	0	Y	2	N	01/2026		\$2,200.00
	Exc Award (06/30/2017, 06/30/2018, 06/30/2019, 06/30/2021, 06/30/2022, 06/30/2023, 06/30/2024)															
8385	PEEKSKILL	05/09/1934	Active	8	0	0	0.00%	9		7	Y	13	R	07/2023		
8386	PLEASANTVILLE	12/23/1930	Active	45	0	0	0.00%	46		9	N	None		04/2017		
154408	Rockland Centennial Hybrid	05/17/2023	Active	33	5	0	17.86%	29		0	Y		N	01/2026		\$100.00
8388	SOMERS	06/21/1966	Active	114	6	7	-0.87%	122	5	0	Y		N	05/2025		\$2,020.00
	Exc Award (06/30/2023)															
8391	STONY POINT	10/04/1944	Cancelled(8*)	0	0	18	-100.00%	18	25	6	N	None		05/2022	90+ Days	
8392	SUFFERN	12/06/1939	Active	17	0	2	-10.53%	9	19	6	Y	5	R	01/2026		\$130.00
8393	THORNWOOD	01/26/1956	Cancelled(8*)	0	0	18	-100.00%	17	14	4	N	None		07/2012	90+ Days	



Club Health Assessment for District 20 R1 through January 2026

INTERNATIONAL

Club Number	Club Name	Charter Date	Status	Membership						Reports				Finance	LCIF	
			Times in Status Quo in Past 2 Years	Current Member Count **	YTD Members Added	YTD Members Dropped	YTD Net Growth% ***	Member Count 1 Year Ago	Dropped Members Avg.Length of Service	Months Since Membership Update	Current Officers Reported ****	Current President Repeated Term	VP Reported *****	Last Date Reported Service (mm/yyyy)	Account Balance	YTD Donations
8394	VALHALLA	10/24/1963	Active	23	0	8	-25.81%	25	11	0	Y	2	R	12/2025		\$100.00
8397	YORKTOWN	11/29/1960	Active	56	2	3	-1.75%	53	9	1	Y		N	01/2026		\$1,925.00

Clubs Cancelled Previous Fiscal Year – Clubs Cancelled within last 12 months may be reinstated

Club Number	Club Name	Charter Date	Current Status*	Cancellation Date
123415	Piermont	10/23/2014	Cancelled(8*)	12/30/2024
8374	RAMAPO	10/13/1964	Cancelled(6*)	06/29/2025
78171	ROCKLAND INDO-AMERICAN	01/30/2004	Cancelled(6*)	06/29/2025

Current Total Clubs Count	YTD New Clubs Count	YTD Cancelled Clubs Count	YTD Net Club Gain	Current Total Members Count	YTD Add	YTD Drop	YTD Net Growth	YTD Net Growth %	Member Count 12 Months Ago	Average Member Count Per Club	% of Clubs with less than 20 members	% No Officer Report in 12 Months	% of Clubs with balance 90+ days	Number of Clubs in Status Quo	% Status Quo Clubs in Financial Suspension	Number of Cancelled Clubs	Average Cancelled Club Age	Members Lost Due to Cancellation	% of Clubs Cancelled for Non-Financial Reasons
22	0	2	-2	651	35	70	-35	-5.10%	686	30	41%	9%	9%	0	0%	2	121	36	-50%

* - P - Priority Club. Cancellation Reasons: 1-Objectives/conduct, 2-Non-active club, 5-Non-existing club, 6-Disbanding, 7-Merger, 8-Financial Suspension, 9-District/Multiple District Dues.

** Red denotes below 15 active members.

*** Red denotes 20% + loss.

**** Y - all 3 (President, Secretary, Treasurer) club officers reported, N - not all 3 reported.

***** Abbreviation: N-New, IP-Immediate Past, R-Repeat.



Club Health Assessment for District 20 R2 through January 2026

			Status	Membership						Reports				Finance		LCIF
Club Number	Club Name	Charter Date	Times in Status Quo in Past 2 Years	Current Member Count **	YTD Members Added	YTD Members Dropped	YTD Net Growth% ***	Member Count 1 Year Ago	Dropped Members Avg.Length of Service	Months Since Membership Update	Current Officers Reported ****	Current President Repeated Term	VP Reported *****	Last Date Reported Service (mm/yyyy)	Account Balance	YTD Donations
Clubs less than two years old																
182829	New York Cyber Business & Industry	06/20/2025	Active(1)	20	0	0	0.00%	0		7	Y	2				
185777	New York New Horizon	10/08/2025	Active	24	24	0	100.00%	0		3	Y		N		90+ Days	
186659	Yonkers Global Impact	07/25/2025	Active	19	23	4	100.00%	0	0	1	Y		N	12/2025	90+ Days	
Clubs more than two years old																
8404	ARDSLEY-DOBBS FERRY-I -T R L C	06/06/1949	Active(2)	6	0	0	0.00%	6		29	N	7		02/2016		
8410	LARCHMONT MAMARONECK	09/28/1923	Active	80	14	0	21.21%	59		0	Y	3	R	01/2026		\$60.00
Exc Award (06/30/2022, 06/30/2024)																
8411	MOUNT VERNON	01/30/1923	Active	16	3	0	23.08%	13		1	Y	12		01/2026		\$197.00
8412	NEW ROCHELLE	01/03/1923	Active	21	0	1	-4.55%	23	29	6	Y	10		03/2025		
156452	New York Agape Foundation	11/10/2023	Active	4	0	0	0.00%	21		3	Y	3	N	08/2025		
105886	NEW YORK ANN SULLIVAN-WHITE PLAINS	06/17/2009	Active	23	8	1	43.75%	17	13	1	Y		N	01/2026		\$294.00
33308	NEW YORK ASIAN-AM	02/25/1977	Active(2)	12	0	0	0.00%	12		26	Y	8				
123720	New York Bangladeshi American	12/01/2014	Active	184	7	5	1.10%	144	3	3	Y		R	10/2023		\$6,020.00
Exc Award (06/30/2022)																
62565	NEW YORK BARAHONA	12/20/1999	Active	15	1	0	7.14%	16		0	Y		IP	11/2025		\$150.00
Exc Award (06/30/2016, 06/30/2023)																
8414	NEW YORK BORINQUEN	05/03/1966	Active	19	0	1	-5.00%	19	1	1	Y		N	01/2026		\$4,000.00
Exc Award (06/30/2018)																
150285	New York Builders for Hope	05/26/2022	Active(1)	28	0	0	0.00%	28		20	N	2		10/2024		
111408	NEW YORK CITY 5TH AVENUE	06/20/2011	Active(2)	7	0	0	0.00%	5		7	Y	2				
107309	NEW YORK CITY SUNY OPTOMETRY	01/25/2010	Active	0	0	17	-100.00%	21	2	1	N	None		06/2025	90+ Days	
47597	NEW YORK COSMOPOLITAN	06/30/1987	Active	26	7	4	13.04%	23	18	0	Y		N	10/2020		\$897.00
44716	NEW YORK EAGLE	03/20/1985	Active(2)	12	1	0	9.09%	11		2	Y	3		09/2025		\$100.00
Exc Award (06/30/2018)																
111416	NEW YORK FINANCIAL DISTRICT	06/22/2011	Active(3)	41	70	100	-42.25%	68	7	0	Y	14		06/2019		
35541	NEW YORK HIGHBRIDGE	05/10/1978	Active	20	1	1	0.00%	22	0	0	Y	3	N	07/2025		\$1,450.00



Club Health Assessment for District 20 R2 through January 2026


			Status	Membership						Reports				Finance	LCIF	
Club Number	Club Name	Charter Date	Times in Status Quo in Past 2 Years	Current Member Count **	YTD Members Added	YTD Members Dropped	YTD Net Growth% ***	Member Count 1 Year Ago	Dropped Members Avg.Length of Service	Months Since Membership Update	Current Officers Reported ****	Current President Repeated Term	VP Reported *****	Last Date Reported Service (mm/yyyy)	Account Balance	YTD Donations
8420	NEW YORK HUNTS POINT	11/18/1970	Active(1)	7	0	0	0.00%	7		49	Y	2		11/2016		
58501	NEW YORK IMPACTO	06/28/1996	Active	55	4	5	-1.79%	57	4	0	Y		IP	01/2026		\$1,010.00
Exc Award (06/30/2018, 06/30/2023)																
36376	NEW YORK JAPANESE AMERICAN	12/29/1978	Active	19	0	0	0.00%	19		0	Y	3		07/2025		\$7,914.00
Exc Award (06/30/2023)																
29787	NEW YORK KOREAN-AMERICAN	09/25/1974	Active	12	0	0	0.00%	12		20	Y	10		06/2015		
47553	NEW YORK MANILA	06/26/1987	Active	19	1	0	5.56%	18		2	Y	2				
152141	New York New Jersey Prominent Hearts	08/05/2022	Active(1)	20	0	0	0.00%	20		13	Y	3				
8423	NEW YORK PHIL-AM	09/15/1971	Active	286	32	0	12.60%	269		3	Y	2	R	11/2025		\$150.00
Exc Award (06/30/2020, 06/30/2023)																
32071	NEW YORK WASHINGTON HTS INWOOD	04/22/1976	Active	17	0	0	0.00%	17		19	Y	2	R	02/2020		
8431	RYE CITY	12/12/1927	Active	24	1	8	-22.58%	32	2	2	Y	2	N	06/2018		
8434	STATEN ISLAND	10/19/1922	Active	17	7	1	54.55%	11	49	0	N	3	R	08/2024		\$290.00
100044	STATEN ISLAND NORTH STAR	08/20/2007	Active	33	1	5	-10.81%	37	12	1	Y	4	R	12/2025		
Exc Award (06/30/2016)																
44624	STATEN ISLAND ROYAL	02/06/1985	Active	9	0	0	0.00%	9		17	Y	7		06/2015		
48997	STATEN ISLAND UNITED ASIAN	11/04/1988	Active	15	0	3	-16.67%	18	18	5	Y	6		06/2019		
8435	THE BRONX	05/16/1923	Active	21	1	0	5.00%	20		5	Y	3		10/2025		
Exc Award (06/30/2024)																
8439	TUCKAHOE EASTCHESTER	06/25/1925	Active	24	2	4	-7.69%	26	2	1	Y	2	N	12/2025		
8441	YONKERS	05/22/1922	Active(1)	18	0	4	-18.18%	22	10	5	Y			09/2019		\$1,000.00
59020	YONKERS MILLENNIUM	01/17/1997	Active	44	2	4	-4.35%	45	9	0	Y		N	07/2025		\$1,880.00
Exc Award (06/30/2016, 06/30/2017, 06/30/2018, 06/30/2019, 06/30/2020, 06/30/2022, 06/30/2023, 06/30/2025)																

Clubs Cancelled Previous Fiscal Year – Clubs Cancelled within last 12 months may be reinstated

Club Number	Club Name	Charter Date	Current Status*	Cancellation Date
126255	New York Global Leaders	11/25/2015	Cancelled(8*)	06/29/2025



Club Health Assessment for District 20 R2 through January 2026

<div>Club NumberClub NameCharter Date</div>						Status		Membership					Reports				Finance		LCIF
						Times in Status Quo in Past 2 Years	Current Member Count **	YTD Members Added	YTD Members Dropped	YTD Net Growth***	Member Count 1 Year Ago	Dropped Members Avg.Length of Service	Months Since Membership Update	Current Officers Reported ****	Current President Repeated Term	VP Reported *****	Last Date Reported Service (mm/yyyy)	Account Balance	YTD Donations
Current Total Clubs Count	YTD New Clubs Count	YTD Cancelled Clubs Count	YTD Net Club Gain	Current Total Members Count	YTD Add	YTD Drop	YTD Net Growth	Member Count 12 Months Ago	Average Member Count Per Club	% of Clubs with less than 20 members	% No Officer Report in 12 Months	% of Clubs with balance 90+ days	Number of Clubs in Status Quo	% Status Quo Clubs in Financial Suspension	Number of Cancelled Clubs	Average Cancelled Club Age	Members Lost Due to Cancellation	% of Clubs Cancelled for Non-Financial Reasons	
37	2	0	2	1,217	210	168	42	3.57%	1,147	33	51%	0%	8%	0	0%	0	0	0	0%

* - P - Priority Club. Cancellation Reasons: 1-Objectives/conduct, 2-Non-active club, 5-Non-existing club, 6-Disbanding, 7-Merger, 8-Financial Suspension, 9-District/Multiple District Dues.

** Red denotes below 15 active members.

*** Red denotes 20% + loss.

**** Y - all 3 (President, Secretary, Treasurer) club officers reported, N - not all 3 reported.

***** Abbreviation: N-New, IP-Immediate Past, R-Repeat.



Club Health Assessment for District 20 K1 through January 2026

			Status	Membership					Reports					Finance	LCIF	
Club Number	Club Name	Charter Date	Times in Status Quo in Past 2 Years	Current Member Count **	YTD Members Added	YTD Members Dropped	YTD Net Growth% ***	Member Count 1 Year Ago	Dropped Members Avg.Length of Service	Months Since Membership Update	Current Officers Reported ****	Current President Repeated Term	VP Reported *****	Last Date Reported Service (mm/yyyy)	Account Balance	YTD Donations
Clubs less than two years old																
157398	Brooklyn Together We Stand	05/30/2024	Active	22	0	0	0.00%	23		8	Y	4	N	01/2026		
178767	Brooklyn Your Life Matters	09/23/2024	Active	23	0	0	0.00%	23		2	Y	2	R	02/2025		
178866	Queens Latinos Americanos	12/12/2024	Active	21	1	2	-4.55%	22	1	3	Y	2	N	11/2025		
Clubs more than two years old																
134942	Arverne Visionary	06/20/2018	Active	29	5	1	16.00%	26	7	2	Y	3	R	01/2026		
64694	BKLYN RISING STARS O E FLTBUSH Exc Award (06/30/2021)	09/24/2001	Active	13	0	0	0.00%	15		6	Y	2	N	09/2025		
34169	BKLYN STARRETT CITY SPRING CRK	06/30/1977	Active(1)	18	3	2	5.88%	15	2	4	Y	4	N	01/2026		\$1,000.00
103715	BROOKLYN ALPHA Exc Award (06/30/2023)	10/02/2008	Active	13	0	0	0.00%	17		7	Y	7	R	01/2026		\$700.00
8446	BROOKLYN BEDFORD STUYVES Exc Award (06/30/2022, 06/30/2023)	09/09/1970	Active	48	0	0	0.00%	48		7	Y		N	01/2026		\$3,560.00
101249	BROOKLYN BRIDGE	02/21/2008	Active	11	0	0	0.00%	10		10	N	None		06/2025		
8451	BROOKLYN CANARSIE Exc Award (06/30/2023)	02/13/1957	Active(1)	130	0	1	-0.76%	117	0	0	Y	4	N	10/2025		
8449	BROOKLYN CARIBE	10/15/1973	Active	24	0	3	-11.11%	32	12	1	Y	2	N	09/2025		\$20.00
48584	BROOKLYN CENTRAL Exc Award (06/30/2021, 06/30/2023)	05/16/1988	Active	46	1	0	2.22%	47		2	Y	2	R	01/2026		\$990.00
51330	BROOKLYN CLARENDON MEADOWS	02/22/1991	Cancelled(8*)	0	0	15	-100.00%	18	14	8	N	None		07/2024	90+ Days	
41319	BROOKLYN CLINTON HILL	05/17/1982	Active	17	0	0	0.00%	21		7	Y		N	09/2025		\$20.00
32790	BROOKLYN CROWN HEIGHTS Exc Award (06/30/2021, 06/30/2022, 06/30/2023)	10/20/1976	Active	61	3	0	5.17%	56		0	Y	2	R	01/2026		\$760.00
8452	BROOKLYN EAST NEW YORK Exc Award (06/30/2019)	01/07/1957	Active	23	0	0	0.00%	23		6	Y	4	N	10/2025		\$190.00
49501	BROOKLYN FARRAGUT	05/18/1989	Active(1)	21	0	0	0.00%	21		22	N	None		05/2025		\$40.00
149819	Brooklyn First Responders	02/09/2022	Active	29	1	5	-12.12%	33	2	5	Y	5	R	09/2025		




Club Health Assessment for District 20 K1 through January 2026

			Status	Membership						Reports				Finance	LCIF	
Club Number	Club Name	Charter Date	Times in Status Quo in Past 2 Years	Current Member Count **	YTD Members Added	YTD Members Dropped	YTD Net Growth% ***	Member Count 1 Year Ago	Dropped Members Avg.Length of Service	Months Since Membership Update	Current Officers Reported ****	Current President Repeated Term	VP Reported *****	Last Date Reported Service (mm/yyyy)	Account Balance	YTD Donations
130061	Brooklyn Jefferson	02/14/2017	Active	21	0	3	-12.50%	23	9	1	Y	2	N	11/2025		\$30.00
	Exc Award (06/30/2023, 06/30/2025)															
48918	BROOKLYN KINGS COUNTY	09/30/1988	Active	34	0	3	-8.11%	38	18	1	Y		N	12/2025		\$20.00
	Exc Award (06/30/2019)															
121657	Brooklyn Leaders	03/25/2014	Active	41	0	0	0.00%	48		7	Y	2	R	10/2025		\$1,070.00
	Exc Award (06/30/2018, 06/30/2019, 06/30/2021, 06/30/2024)															
104021	BROOKLYN METROPOLIS	11/24/2008	Active	54	2	2	0.00%	59	5	0	Y			01/2026		\$145.00
	Exc Award (06/30/2019, 06/30/2021, 06/30/2022, 06/30/2023)															
52593	BROOKLYN MID BEDFORD HEIGHTS	03/02/1992	Active	39	1	0	2.63%	35		3	Y	2	R	01/2026		\$1,085.00
	Exc Award (06/30/2025)															
97454	BROOKLYN MIDWOOD	06/30/2006	Active	29	3	1	7.41%	26	12	0	Y	2	R	12/2025		\$515.00
	Exc Award (06/30/2019, 06/30/2023, 06/30/2024)															
108855	BROOKLYN NEW HORIZON	06/30/2010	Active	22	0	6	-21.43%	28	8	1	Y		N	01/2026		\$420.00
	Exc Award (06/30/2019, 06/30/2021)															
48045	BROOKLYN NEW LOTS	01/15/1988	Active	20	1	0	5.26%	16		0	Y			09/2025		
	Exc Award (06/30/2021)															
109425	BROOKLYN OUTREACH	09/30/2010	Active	20	2	0	11.11%	16		3	Y		N	01/2026		\$40.00
	Exc Award (06/30/2023)															
104836	BROOKLYN PACE SETTERS	02/24/2009	Active	30	0	0	0.00%	28		8	Y		N	04/2025		
	Exc Award (06/30/2019)															
44353	BROOKLYN PROSPECT HEIGHTS	11/26/1984	Active	17	0	2	-10.53%	20	26	0	Y	2		12/2025		\$150.00
8463	BROOKLYN SOUTH BROOKLYN	04/03/1958	Active	31	0	0	0.00%	31		5	Y		R	02/2025		
52594	BROOKLYN STUY PARK	03/02/1992	Active	25	0	0	0.00%	28		3	Y		N	08/2025		\$1,182.00
	Exc Award (06/30/2019)															
47405	BROOKLYN SUNSET PARK	06/01/1987	Active	28	0	1	-3.45%	29	7	6	Y	6		01/2026		
	Exc Award (06/30/2023)															
59707	BROOKLYN VANDERVEER PK-GLENWD	06/18/1997	Active	33	0	0	0.00%	30		8	Y	2	N	01/2026		\$170.00
	Exc Award (06/30/2024)															
107016	BROOKVILLE	12/10/2009	Active	37	4	0	12.12%	34		0	Y	2	R	01/2026		\$20.00



Club Health Assessment for District 20 K1 through January 2026

			Status	Membership					Reports					Finance		LCIF
Club Number	Club Name	Charter Date	Times in Status Quo in Past 2 Years	Current Member Count **	YTD Members Added	YTD Members Dropped	YTD Net Growth% ***	Member Count 1 Year Ago	Dropped Members Avg.Length of Service	Months Since Membership Update	Current Officers Reported ****	Current President Repeated Term	VP Reported *****	Last Date Reported Service (mm/yyyy)	Account Balance	YTD Donations
Exc Award (06/30/2018, 06/30/2020, 06/30/2023)																
8466	CORONA	04/21/1942	Active(3)	7	0	0	0.00%	7		23	N	None		06/2025		
60116	EAST ELMHURST COLOMBIA	12/01/1997	Active	17	2	0	13.33%	15		3	Y		N	01/2026		
58580	FAR ROCKAWAY	07/09/1996	Active(1)	12	0	3	-20.00%	15	5	2	Y	2	N	09/2025		
8468	FLUSHING	10/30/1922	Active(1)	11	0	0	0.00%	11		33	Y	3		04/2025		
47379	FLUSHING CENTRAL	05/28/1987	Active	68	2	4	-2.86%	71	4	1	Y		N	09/2025		\$20.00
Exc Award (06/30/2016, 06/30/2019, 06/30/2023)																
59406	HOLLIS	04/24/1997	Active	38	0	0	0.00%	38		6	Y		N	12/2025		\$1,557.00
Exc Award (06/30/2018, 06/30/2020)																
38576	LAURELTON	06/16/1980	Active	34	3	3	0.00%	33	6	1	Y	2	R	01/2026		\$2,145.00
Exc Award (06/30/2025)																
8477	LONG ISLAND CITY-ASTORIA LC	09/22/1921	Active	10	0	0	0.00%	10		17	N	4		12/2024		
146486	Marine Park	06/03/2021	Active	38	0	2	-5.00%	37	4	1	Y	3	N	01/2026		\$410.00
Exc Award (06/30/2022, 06/30/2024)																
35721	MASPETH	06/15/1978	Active	45	0	3	-6.25%	50	10	0	Y	2	R	10/2025		
Exc Award (06/30/2022, 06/30/2023)																
8462	MILL BASIN BERGEN BEACH (Brooklyn)	02/16/1967	Active	26	0	2	-7.14%	0	1	2	Y	2	R	01/2026		
142597	Ozone Park Howard Beach Woodhaven	10/06/2020	Active	15	0	0	0.00%	95		7	N	None		12/2024		
127175	Queens Buddha	03/29/2016	Active(1)	28	5	1	16.67%	24	1	2	Y		R	01/2026		\$40.00
125012	Queens Centennial	06/07/2015	Cancelled(8*)	0	0	6	-100.00%	7	11	1	N	None		12/2024	90+ Days	
Exc Award (06/30/2018, 06/30/2020, 06/30/2021)																
68803	QUEENS COLOMBIA	05/05/2003	Active	18	1	0	5.88%	16		0	Y	3		01/2026		\$20.00
Exc Award (06/30/2022, 06/30/2023, 06/30/2024)																
137394	Queens Community	03/14/2019	Active(1)	53	8	1	15.22%	46	3	0	Y	8	R	09/2025		
Exc Award (06/30/2020, 06/30/2021, 06/30/2022, 06/30/2023)																
140062	Queens KTM	11/06/2019	Active	30	17	5	66.67%	18	3	0	Y		R	01/2026		
Exc Award (06/30/2023)																
103852	QUEENS LAS AMERICAS	10/28/2008	Active	28	0	2	-6.67%	30	6	0	Y	2	N	01/2026		



Club Health Assessment for District 20 K1 through January 2026

			Status	Membership						Reports				Finance		LCIF
Club Number	Club Name	Charter Date	Times in Status Quo in Past 2 Years	Current Member Count **	YTD Members Added	YTD Members Dropped	YTD Net Growth% ***	Member Count 1 Year Ago	Dropped Members Avg.Length of Service	Months Since Membership Update	Current Officers Reported ****	Current President Repeated Term	VP Reported *****	Last Date Reported Service (mm/yyyy)	Account Balance	YTD Donations
131456	Queens Latinos Unidos	06/26/2017	Active(1)	8	3	4	-11.11%	10	6	0	Y		N	12/2025		
147749	Queens United	07/28/2021	Active	27	2	4	-6.90%	29	3	1	Y		N	09/2025		
	Exc Award (06/30/2023)															
52319	QUEENS VILLAGE	12/26/1991	Active	19	0	1	-5.00%	21	8	0	Y	3	R	12/2025		\$40.00
8481	REGO PARK-FOREST HILLS	03/29/1949	Active	26	0	0	0.00%	26		9	Y	2	R	09/2025		\$260.00
117217	RICHMOND HILL-SOUTH OZONE PARK	06/21/2012	Active	100	18	2	19.05%	101	7	0	Y		N	12/2025		\$2,260.00
	Exc Award (06/30/2019, 06/30/2020, 06/30/2023, 06/30/2025)															
8483	RIDGEWOOD-GLENDALE-MI DDLE VILL	10/15/1929	Active	14	0	0	0.00%	14		8	Y	14	R	11/2025		\$20.00
106004	ROSEDALE	06/24/2009	Active	22	6	1	29.41%	16	0	0	Y	4	N	01/2026		
53617	SOUTH OZONE PK EMPIRE CTY MEDI	08/27/1992	Active	24	0	0	0.00%	24		33	Y	2	R	02/2025		
105073	SPRINGFIELD GARDENS	03/23/2009	Active	16	3	0	23.08%	13		1	Y		N	11/2025		\$190.00
	Exc Award (06/30/2017, 06/30/2018, 06/30/2023)															
48340	ST ALBANS	03/25/1988	Active	24	1	5	-14.29%	23	21	1	Y			12/2025		\$530.00
	Exc Award (06/30/2019, 06/30/2021, 06/30/2023, 06/30/2025)															
8478	UNIVERSAL RAVENSWOOD	02/13/1958	Active	14	1	0	7.69%	11		2	Y		N	09/2025		
39957	WINTHROP INC	05/29/1981	Active	46	0	0	0.00%	42		0	Y	2	N	12/2025		\$125.00
	Exc Award (06/30/2023, 06/30/2024)															
34628	WOODSIDE INTERAMERICAN	11/07/1977	Active	25	5	3	8.70%	22	8	0	Y		N	11/2025		
	Exc Award (06/30/2019, 06/30/2022, 06/30/2023)															

Clubs Cancelled Previous Fiscal Year – Clubs Cancelled within last 12 months may be reinstated

Club Number	Club Name	Charter Date	Current Status*	Cancellation Date
108555	BROOKLYN NEW LIFE	06/04/2010	Cancelled(8*)	12/30/2024
107015	BROOKLYN TRANSITION	12/10/2009	Cancelled(8*)	06/29/2025
151178	Brooklyn UjimaNia	06/15/2022	Cancelled(8*)	12/30/2024



Club Health Assessment for District 20 K1 through January 2026

						Status		Membership					Reports				Finance		LCIF
						Times in Status Quo in Past 2 Years	Current Member Count **	YTD Members Added	YTD Members Dropped	YTD Net Growth***	Member Count 1 Year Ago	Dropped Members Avg.Length of Service	Months Since Membership Update	Current Officers Reported ****	Current President Repeated Term	VP Reported *****	Last Date Reported Service (mm/yyyy)	Account Balance	YTD Donations
Club Number	Club Name		Charter Date																
Current Total Clubs Count	YTD New Clubs Count	YTD Cancelled Clubs Count	YTD Net Club Gain	Current Total Members Count	YTD Add	YTD Drop	YTD Net Growth	Member Count 12 Months Ago	Average Member Count Per Club	% of Clubs with less than 20 members	% No Officer Report in 12 Months	% of Clubs with balance 90+ days	Number of Clubs in Status Quo	% Status Quo Clubs in Financial Suspension	Number of Cancelled Clubs	Average Cancelled Club Age	Members Lost Due to Cancellation	% of Clubs Cancelled for Non-Financial Reasons	
63	0	2	-2	1,873	104	99	5	0.27%	1,931	30	29%	5%	0%	0	0%	2	39	21	-150%

* - P - Priority Club. Cancellation Reasons: 1-Objectives/conduct, 2-Non-active club, 5-Non-existing club, 6-Disbanding, 7-Merger, 8-Financial Suspension, 9-District/Multiple District Dues.

** Red denotes below 15 active members.

*** Red denotes 20% + loss.

**** Y - all 3 (President, Secretary, Treasurer) club officers reported, N - not all 3 reported.

***** Abbreviation: N-New, IP-Immediate Past, R-Repeat.



Club Health Assessment for District 20 K2 through January 2026

			Status	Membership					Reports				Finance	LCIF		
Club Number	Club Name	Charter Date	Times in Status Quo in Past 2 Years	Current Member Count **	YTD Members Added	YTD Members Dropped	YTD Net Growth***	Member Count 1 Year Ago	Dropped Members Avg.Length of Service	Months Since Membership Update	Current Officers Reported ****	Current President Repeated Term	VP Reported *****	Last Date Reported Service (mm/yyyy)	Account Balance	YTD Donations
Clubs less than two years old																
172287	Long Island Italian American	06/22/2024	Active	32	0	0	0.00%	30		6	Y	3	R	01/2026		
190626	Long Island Mind Spark, Inc	11/24/2025	Newly Chartered	25	25	0	100.00%	0		0	Y		N			
182793	Long Island Nepali	07/17/2025	Active	20	20	0	100.00%	0		0	Y		N	12/2025		
Clubs more than two years old																
8489	BALDWIN	04/07/1947	P- Active	18	0	2	-10.00%	19	1	3	Y	3		12/2025		
8490	BELLMORE	01/22/1947	Active	50	0	0	0.00%	55		6	Y	12	R	09/2025		
68945	EASTERN	06/17/2003	Active	13	0	0	0.00%	13		6	Y	3		05/2025		\$210.00
8495	FLORAL PARK	03/03/1925	Active	61	7	8	-1.61%	65	10	1	Y	3	R	01/2026		\$44,438.13
Exc Award (06/30/2019, 06/30/2022)																
8496	FRANKLIN SQUARE	02/04/1947	Active(1)	17	1	0	6.25%	16		4	Y	24	R	09/2025		
8497	FREEPORT	10/27/1955	Active(2)	5	0	0	0.00%	0		7	Y	2		12/2025		
62770	GLEN COVE NORTH SHORE	02/11/2000	Active(1)	21	0	1	-4.55%	22	1	6	Y	16	R	06/2025		
8399	HAMILTON	05/12/1946	Active	59	0	0	0.00%	60		7	Y		N	01/2026		
Exc Award (06/30/2020, 06/30/2023, 06/30/2024)																
38034	JERICHO-BROOKVILLE	02/04/1980	Active	27	4	1	12.50%	24	7	0	Y	3	R	01/2026		\$50,400.00
Exc Award (06/30/2018, 06/30/2020, 06/30/2021, 06/30/2022)																
8507	LEVITTOWN	05/18/1950	Active	12	2	0	20.00%	10		5	Y	4	R	01/2026		
8508	LONG BEACH	06/16/1926	Active	41	4	4	0.00%	42	11	1	Y	6	R	01/2026		\$60.00
137360	Long Island Indo American	02/06/2019	Active	134	6	4	1.52%	123	3	2	Y	2	R	12/2025		\$100.00
Exc Award (06/30/2024, 06/30/2025)																
51042	LONG ISLAND PORTUGUESE	11/02/1990	Active	92	0	2	-2.13%	93	25	2	Y			12/2024		
Exc Award (06/30/2019)																
151499	Long Island Pride	06/27/2022	Active	44	8	0	22.22%	34		0	Y		R	01/2026		\$1,000.00
Exc Award (06/30/2023, 06/30/2025)																
104737	MERRICK	02/11/2009	Active	1	1	2	-50.00%	2	10	1	N	None		07/2024		
8514	MINEOLA	05/07/1952	Active	58	1	1	0.00%	59	8	0	Y		N	05/2025		



Club Health Assessment for District 20 K2 through January 2026


			Status	Membership						Reports				Finance	LCIF	
Club Number	Club Name	Charter Date	Times in Status Quo in Past 2 Years	Current Member Count **	YTD Members Added	YTD Members Dropped	YTD Net Growth% ***	Member Count 1 Year Ago	Dropped Members Avg.Length of Service	Months Since Membership Update	Current Officers Reported ****	Current President Repeated Term	VP Reported *****	Last Date Reported Service (mm/yyyy)	Account Balance	YTD Donations
121497	Nassau Central	03/05/2014	Active(1)	21	0	2	-8.70%	20	9	2	N			11/2025		
8515	NEW HYDE PARK	01/24/1944	Active	36	0	1	-2.70%	37	2	2	Y	9		03/2024		
47600	NEW HYDE PARK NORTH	06/30/1987	Active	46	2	7	-9.80%	52	12	0	Y		N	11/2025		\$250.00
Exc Award (06/30/2018, 06/30/2019, 06/30/2020, 06/30/2022, 06/30/2024)																
8517	OYSTER BAY	03/11/1948	Active	38	3	1	5.56%	36	0	1	Y		N	10/2025		\$500.00
46279	PAGET	06/13/1986	Active	17	0	0	0.00%	16		8	Y			12/2024		
8519	PLAINVIEW BETHPAGE	10/27/1957	Active	24	2	0	9.09%	20		3	Y	3	N	01/2026		
8521	PORT WASHINGTON	12/17/1924	Active	24	1	1	0.00%	26	12	0	Y		N	03/2025		
8522	ROCKVILLE CENTRE	01/30/1934	Active	88	6	3	3.53%	85	6	1	Y		N	12/2025		\$3,493.69
Exc Award (06/30/2022, 06/30/2024)																
42765	SEA CLIFF GLEN HEAD	06/27/1983	Active	20	0	0	0.00%	20		17	Y	2		12/2022		
8525	SEAFORD	01/29/1952	Active	56	8	6	3.70%	53	16	0	Y		N	01/2026		\$344.00
149473	South Nassau Spectacular ASD	12/30/2021	Active	8	0	0	0.00%	8		17	Y	3		01/2024		
8512	THE MASSAPEQUAS	10/26/1950	Active	45	4	1	7.14%	52	10	0	Y	2	R	12/2025		\$850.00
Exc Award (06/30/2025)																
8530	VALLEY STREAM	01/21/1948	Active(1)	24	9	4	26.32%	14	5	1	Y	2	N	10/2025		
48471	WANTAGH	04/22/1988	Active	30	0	0	0.00%	30		6	Y	3	R	10/2025		
8532	WEST HEMPSTEAD	03/04/1947	Active	34	4	0	13.33%	31		4	Y	2	R	01/2026		\$2,210.00
Exc Award (06/30/2021, 06/30/2022, 06/30/2023, 06/30/2024)																
151511	Westbury-Carle Place	06/23/2022	Active(2)	1	0	0	0.00%	1		13	N	2		12/2025		

Clubs Cancelled Previous Fiscal Year – Clubs Cancelled within last 12 months may be reinstated

Club Number	Club Name	Charter Date	Current Status*	Cancellation Date
8500	GREAT NECK	07/11/1935	Cancelled(8*)	12/30/2024
66744	HEMPSTEAD	10/31/2002	Cancelled(8*)	12/30/2024
8503	NASSAU COUNTY MEDICAL	02/05/1948	Cancelled(6*)	12/30/2024



Club Health Assessment for District 20 K2 through January 2026

<div>Club NumberClub NameCharter Date</div>						Status		Membership					Reports				Finance		LCIF
						Times in Status Quo in Past 2 Years	Current Member Count **	YTD Members Added	YTD Members Dropped	YTD Net Growth***	Member Count 1 Year Ago	Dropped Members Avg.Length of Service	Months Since Membership Update	Current Officers Reported ****	Current President Repeated Term	VP Reported *****	Last Date Reported Service (mm/yyyy)	Account Balance	YTD Donations
Current Total Clubs Count	YTD New Clubs Count	YTD Cancelled Clubs Count	YTD Net Club Gain	Current Total Members Count	YTD Add	YTD Drop	YTD Net Growth	YTD Net Growth %	Member Count 12 Months Ago	Average Member Count Per Club	% of Clubs with less than 20 members	% No Officer Report in 12 Months	% of Clubs with balance 90+ days	Number of Clubs in Status Quo	% Status Quo Clubs in Financial Suspension	Number of Cancelled Clubs	Average Cancelled Club Age	Members Lost Due to Cancellation	% of Clubs Cancelled for Non-Financial Reasons
35	2	0	2	1,242	118	51	67	5.70%	1,168	35	26%	0%	0%	0	0%	0	0	0	0%

* - P - Priority Club. Cancellation Reasons: 1-Objectives/conduct, 2-Non-active club, 5-Non-existing club, 6-Disbanding, 7-Merger, 8-Financial Suspension, 9-District/Multiple District Dues.

** Red denotes below 15 active members.

*** Red denotes 20% + loss.

**** Y - all 3 (President, Secretary, Treasurer) club officers reported, N - not all 3 reported.

***** Abbreviation: N-New, IP-Immediate Past, R-Repeat.




Club Health Assessment for District 20 S through January 2026

INTERNATIONAL

			Status	Membership						Reports				Finance		LCIF
Club Number	Club Name	Charter Date	Times in Status Quo in Past 2 Years	Current Member Count **	YTD Members Added	YTD Members Dropped	YTD Net Growth% ***	Member Count 1 Year Ago	Dropped Members Avg.Length of Service	Months Since Membership Update	Current Officers Reported ****	Current President Repeated Term	VP Reported *****	Last Date Reported Service (mm/yyyy)	Account Balance	YTD Donations
Clubs more than two years old																
137557	Amityville	04/05/2019	Active(4)	11	0	0	0.00%	11		19	N	None		06/2025		\$20.00
8534	BABYLON	10/14/1936	Active	46	0	3	-6.12%	48	14	1	Y		N	12/2025	90+ Days	\$160.00
8536	BAY SHORE	10/08/1931	Active	74	3	3	0.00%	74	16	0	Y	2	N	12/2025	90+ Days	\$272.00
65254	BAYPORT BLUE POINT COMMUNITY	04/02/2002	Active	12	0	0	0.00%	12		18	Y	14		11/2025		
8538	BLUE POINT BAYPORT	01/24/1968	Active(1)	6	0	0	0.00%	7		3	Y	9		11/2025		
42645	BRENTWOOD NY ISLANDERS	05/31/1983	Active	14	2	4	-12.50%	16	16	0	Y	2		12/2025		\$82.00
8541	BRIDGEHAMPTON	04/23/1948	Active(1)	16	0	0	0.00%	16		19	Y	4		11/2025		
58503	BROOKHAVEN GREAT SOUTH BAY	06/24/1996	Active	28	0	0	0.00%	29		7	Y		N	08/2025		\$943.00
Exc Award (06/30/2017, 06/30/2023)																
8544	CENTRAL ISLIP	12/14/1945	Active	12	0	0	0.00%	12		18	N	3		12/2025		\$31.00
8545	COLD SPRING HARBOR	02/04/1954	Active	17	1	0	6.25%	16		5	Y		IP	10/2025		\$160.00
8548	CUTCHOGUE	05/14/1970	Active	19	0	1	-5.00%	21	12	1	Y	6	R	12/2025		
8549	DEER PARK	05/25/1948	Active(1)	27	0	0	0.00%	28		7	Y	6	N	10/2025		\$12.00
64401	EAST END	06/08/2001	Active	33	0	2	-5.71%	36	31	1	Y		N	12/2025		\$210.00
8551	EAST HAMPTON	04/21/1949	Active(1)	31	5	1	14.81%	27	4	2	Y	2		11/2025		\$170.00
8555	GREENLAWN	01/05/1951	Active	10	0	0	0.00%	10		3	Y	12	R	11/2025		
8557	HAMPTON BAYS	05/13/1948	Active	21	1	5	-16.00%	25	10	5	Y	5		11/2025		
8560	HUNTINGTON	10/08/1934	Active	24	0	0	0.00%	24		5	Y	4	R	11/2025		\$172.00
8564	LAKE GROVE	11/23/1964	Active	34	5	1	13.33%	30	11	2	Y	5	R	01/2026		\$2,486.00
Exc Award (06/30/2025)																
8566	MASTICS SHIRLEY L C	12/08/1966	Active	7	0	1	-12.50%	8	42	2	Y	2	R	12/2025		
8567	MATTITUCK	03/06/1952	Active	80	3	0	3.90%	79		5	Y		N	10/2025		
Exc Award (06/30/2024)																
8574	MEDFORD NORTH PATCHOGUE	05/19/1966	Active	10	0	2	-16.67%	12	27	6	N	None		12/2025		\$300.00
8568	MELVILLE	09/25/1953	Active	41	1	0	2.50%	44		0	Y		N	01/2026		\$2,251.00
Exc Award (06/30/2023)																
8569	MONTAUK POINT	09/08/1949	Active	32	2	0	6.67%	31		2	Y	2	N	12/2018	90+ Days	\$10.00



Club Health Assessment for District 20 S through January 2026

			Status	Membership						Reports				Finance		LCIF
Club Number	Club Name	Charter Date	Times in Status Quo in Past 2 Years	Current Member Count **	YTD Members Added	YTD Members Dropped	YTD Net Growth% ***	Member Count 1 Year Ago	Dropped Members Avg.Length of Service	Months Since Membership Update	Current Officers Reported ****	Current President Repeated Term	VP Reported *****	Last Date Reported Service (mm/yyyy)	Account Balance	YTD Donations
8571	NORTH BABYLON	09/16/1952	Active	91	9	3	7.06%	88	6	0	Y	2	R	01/2026		\$1,383.00
	Exc Award (06/30/2024)															
8588	NORTH SEA	11/21/1968	Active	13	0	0	0.00%	13		14	Y	12	R	09/2025		
8576	NORTHPORT CENTERPORT	06/20/1944	Active	18	2	1	5.88%	15	31	0	Y			12/2025		\$1,010.00
8578	PATCHOGUE	01/16/1947	Active	61	1	1	0.00%	56	0	1	Y	2	R	12/2025		\$621.00
	Exc Award (06/30/2019, 06/30/2025)															
77410	PATCHOGUE LIONESS	07/29/2003	Active	28	3	0	12.00%	23		2	Y	5	N	01/2026		\$42,125.61
	Exc Award (06/30/2022, 06/30/2023)															
8580	PORT JEFFERSON	04/08/1946	Active	49	0	0	0.00%	46		7	Y		N	11/2025		\$340.00
8581	RIVERHEAD	03/10/1947	Active	41	11	0	36.67%	25		1	Y		N	01/2026		\$138.00
8582	ROCKY POINT	05/04/1955	Active	23	0	2	-8.00%	26	6	1	Y	2		01/2026		\$315.00
8583	SAG HARBOR	01/26/1954	Active	23	0	2	-8.00%	26	7	6	Y	3	R	11/2025		\$25.00
	Exc Award (06/30/2017, 06/30/2018)															
139327	Sayville	08/13/2019	Active	39	1	1	0.00%	39	22	0	Y			01/2026		\$211.00
8585	SHELTER ISLAND	10/04/1950	Active	115	9	2	6.48%	112	13	1	Y		N	07/2025		\$500.00
	Exc Award (06/30/2023, 06/30/2024)															
8537	SOUTH COUNTRY L C	04/27/1949	Active	14	0	0	0.00%	17		3	Y	3		12/2025		
8587	SOUTHAMPTON	06/22/1948	Active(1)	23	0	0	0.00%	23		13	Y	14	R	10/2025		
8597	WEST BABYLON	06/12/1950	Active	18	0	0	0.00%	21		7	Y		N	12/2025		
	Exc Award (06/30/2024)															
131132	Wyandanch-Wheatley Heights	06/28/2017	Active	19	3	0	18.75%	14		0	Y	5	R	01/2026	90+ Days	\$161.00


Clubs Cancelled Previous Fiscal Year – Clubs Cancelled within last 12 months may be reinstated

Club Number	Club Name	Charter Date	Current Status*	Cancellation Date
133718	Southold	02/27/2018	Cancelled(6*)	08/29/2024

Current Total Clubs Count	YTD New Clubs Count	YTD Cancelled Clubs Count	YTD Net Club Gain	Current Total Members Count	YTD Add	YTD Drop	YTD Net Growth	YTD Net Growth %	Member Count 12 Months Ago	Average Member Count Per Club	% of Clubs with less than 20 members	% No Officer Report in 12 Months	% of Clubs with balance 90+ days	Number of Clubs in Status Quo	% Status Quo Clubs in Financial Suspension	Number of Cancelled Clubs	Average Cancelled Club Age	Members Lost Due to Cancellation	% of Clubs Cancelled for Non-Financial Reasons
38	0	0	0	1,180	62	35	27	2.34%	1,160	31	42%	3%	11%	0	0%	0	0	0	0%



Club Health Assessment for District 20 S through January 2026

				Status	Membership					Reports				Finance	LCIF	
Club Number	Club Name	Charter Date	Times in Status Quo in Past 2 Years	Current Member Count **	YTD Members Added	YTD Members Dropped	YTD Net Growth% ***	Member Count 1 Year Ago	Dropped Members Avg.Length of Service	Months Since Membership Update	Current Officers Reported ****	Current President Repeated Term	VP Reported *****	Last Date Reported Service (mm/yyyy)	Account Balance	YTD Donations

* - P - Priority Club. Cancellation Reasons: 1-Objectives/conduct, 2-Non-active club, 5-Non-existing club, 6-Disbanding, 7-Merger, 8-Financial Suspension, 9-District/Multiple District Dues.

** Red denotes below 15 active members.

*** Red denotes 20% + loss.

**** Y - all 3 (President, Secretary, Treasurer) club officers reported, N - not all 3 reported.

***** Abbreviation: N-New, IP-Immediate Past, R-Repeat.



Club Health Assessment for District 22 A through January 2026

			Status	Membership						Reports				Finance	LCIF	
Club Number	Club Name	Charter Date	Times in Status Quo in Past 2 Years	Current Member Count **	YTD Members Added	YTD Members Dropped	YTD Net Growth% ***	Member Count 1 Year Ago	Dropped Members Avg.Length of Service	Months Since Membership Update	Current Officers Reported ****	Current President Repeated Term	VP Reported *****	Last Date Reported Service (mm/yyyy)	Account Balance	YTD Donations
Clubs more than two years old																
8713	ABERDEEN	05/27/1932	Active	43	0	4	-8.51%	47	14	0	Y		N	01/2026		\$1,000.00
67122	ABERDEEN LIONESS	01/21/2003	Active	18	0	0	0.00%	21		7	Y		IP	01/2026		
8714	ANNAPOLIS	05/19/1941	Active	9	0	1	-10.00%	10	28	3	Y	3	R	01/2026		
8723	BALTIMORE FORTY WEST	04/22/1948	Active	16	2	0	14.29%	15		2	Y	2	R	10/2025	90+ Days	\$200.00
128892	Baltimore Nepalese	09/15/2016	Active	30	4	0	15.38%	24		4	Y		N	01/2026		\$100.00
Exc Award (06/30/2025)																
8724	BEL AIR	12/15/1942	Active	72	12	5	10.77%	56	1	0	Y		N	01/2026		\$50.00
Exc Award (06/30/2018, 06/30/2020, 06/30/2022, 06/30/2023, 06/30/2024, 06/30/2025)																
46508	CHURCHVILLE	08/29/1986	Active	21	0	1	-4.55%	22	2	6	Y	2	N	01/2026		\$350.00
Exc Award (06/30/2023)																
8726	CLARKSVILLE	03/16/1971	Active	7	0	0	0.00%	8		7	Y	9		04/2025		
8728	DARLINGTON	05/02/1947	Active	18	0	1	-5.26%	21	4	1	Y			12/2025		
Exc Award (06/30/2023, 06/30/2024)																
8729	EASTERN REGIONAL	10/26/1942	Active	14	1	0	7.69%	13		3	Y	2	IP	01/2026		
Exc Award (06/30/2018)																
8732	EDGEWOOD	09/22/1947	Active	16	3	4	-5.88%	17	29	0	Y	6	R	01/2026		
8733	ELLICOTT CITY COLUMBIA	04/29/1947	Active	11	0	0	0.00%	8		1	Y	3	N	12/2025		
8734	FALLSTON	03/17/1970	Active	13	0	0	0.00%	13		19	Y	8	R	12/2025		
46400	GLENWOOD	06/16/1950	Active	28	0	1	-3.45%	30	36	2	Y	6		04/2025		\$700.00
8739	JARRETTSVILLE	05/06/1949	Active	76	2	3	-1.30%	73	6	0	Y		N	11/2025		\$5,150.00
Exc Award (06/30/2023, 06/30/2024, 06/30/2025)																
8740	JOPPATOWNE L C	01/07/1965	Active	9	0	0	0.00%	9		18	Y	10	R	11/2025		
8742	LINTHICUM	11/22/1943	Active	12	0	0	0.00%	12		6	Y	5	R	10/2025		\$300.00
8744	LONG GREEN VALLEY	03/04/1957	Active	12	4	1	33.33%	9	13	2	Y	24	R	04/2025		
8746	OVERLEA	02/22/1946	Active	9	0	0	0.00%	10		7	Y	5	N	01/2026		
111276	PERRY HALL KINGSVILLE	06/09/2011	Active	27	0	4	-12.90%	31	9	0	Y	16		12/2025		
8750	REISTERSTOWN	01/13/1950	Active	20	0	0	0.00%	20		5	Y		R	04/2025		\$100.00



Club Health Assessment for District 22 A through January 2026

				Status		Membership					Reports				Finance		LCIF		
Club Number	Club Name	Charter Date		Times in Status Quo in Past 2 Years	Current Member Count **	YTD Members Added	YTD Members Dropped	YTD Net Growth***	Member Count 1 Year Ago	Dropped Members Avg.Length of Service	Months Since Membership Update	Current Officers Reported ****	Current President Repeated Term	VP Reported *****	Last Date Reported Service (mm/yyyy)	Account Balance	YTD Donations		
Exc Award (06/30/2018)				Active	46	2	2	0.00%	48	16	0	Y			01/2026		\$2,900.00		
8753	SEVERN RIVER	02/02/1956																	
Exc Award (06/30/2023)																			
Current Total Clubs Count	YTD New Clubs Count	YTD Cancelled Clubs Count	YTD Net Club Gain	Current Total Members Count	YTD Add	YTD Drop	YTD Net Growth	Member Count 12 Months Ago	Average Member Count Per Club	% of Clubs with less than 20 members	% No Officer Report in 12 Months	% of Clubs with balance 90+ days	Number of Clubs in Status Quo	% Status Quo Clubs in Financial Suspension	Number of Cancelled Clubs	Average Cancelled Club Age	Members Lost Due to Cancellation	% of Clubs Cancelled for Non-Financial Reasons	
22	0	0	0	527	30	27	3	0.57%	517	24	59%	0%	5%	0	0%	0	0	0	0%

* - P - Priority Club. Cancellation Reasons: 1-Objectives/conduct, 2-Non-active club, 5-Non-existing club, 6-Disbanding, 7-Merger, 8-Financial Suspension, 9-District/Multiple District Dues.

** Red denotes below 15 active members.

*** Red denotes 20% + loss.

**** Y - all 3 (President, Secretary, Treasurer) club officers reported, N - not all 3 reported.

***** Abbreviation: N-New, IP-Immediate Past, R-Repeat.



Club Health Assessment for District 22 B through January 2026

			Status	Membership					Reports				Finance	LCIF		
Club Number	Club Name	Charter Date	Times in Status Quo in Past 2 Years	Current Member Count **	YTD Members Added	YTD Members Dropped	YTD Net Growth% ***	Member Count 1 Year Ago	Dropped Members Avg.Length of Service	Months Since Membership Update	Current Officers Reported ****	Current President Repeated Term	VP Reported *****	Last Date Reported Service (mm/yyyy)	Account Balance	YTD Donations
Clubs less than two years old																
186800	Federalsburg Men For Change	08/06/2025	Active	20	20	0	100.00%	0		5	Y			09/2025		
Clubs more than two years old																
8759	ALLEN	09/21/1959	Active	26	0	0	0.00%	24		9	Y	2	N	09/2025		\$600.00
	Exc Award (06/30/2017)															
8760	BERLIN	11/20/1931	Active	49	2	2	0.00%	53	0	1	Y	5		11/2025		
8761	BETTERTON STILL POND	08/19/1952	Active(1)	19	0	0	0.00%	20		0	Y			09/2025		
8762	CAMBRIDGE	09/03/1952	Active	23	1	0	4.55%	25		4	Y		N	11/2025		
	Exc Award (06/30/2021, 06/30/2023, 06/30/2024)															
8763	CECILTON	04/02/1952	Active	41	2	4	-4.65%	43	20	4	Y	4	R	07/2025		\$500.00
8765	CHESAPEAKE CITY	11/21/1946	Active	80	7	2	6.67%	79	3	0	Y		N	01/2026		\$650.00
	Exc Award (06/30/2018, 06/30/2020, 06/30/2022, 06/30/2023, 06/30/2024)															
8766	CHESTERTOWN	02/13/1940	Active	72	7	3	5.88%	70	7	2	Y		N	01/2026		\$1,000.00
	Exc Award (06/30/2018, 06/30/2021, 06/30/2022, 06/30/2023)															
62637	CONOWINGO	01/01/2000	Active	9	0	1	-10.00%	10	3	1	Y	3	R	10/2025		
40859	CRISFIELD	02/22/1982	Active	26	0	0	0.00%	28		0	Y		R	09/2025		\$1,000.00
66424	CRISFIELD LIONESS	06/28/2002	Active	44	3	2	2.33%	40	6	3	Y		N	01/2026		\$775.00
8768	DEAL ISLAND CHANCE	10/24/1952	Active	16	8	0	100.00%	16		6	Y	4	R	08/2025		
8769	DENTON	09/26/1946	Active	25	11	1	66.67%	15	6	2	Y		N	11/2025		
8770	EASTON	02/01/1940	Active	20	2	15	-39.39%	33	16	0	Y		N	01/2026		\$200.00
8771	ELKTON	12/05/1947	Active(1)	9	0	0	0.00%	10		10	Y	7	R	08/2025		\$20.00
8772	FEDERALSBURG	05/17/1940	Active	83	5	22	-17.00%	98	6	3	Y	2	R	01/2026		
	Exc Award (06/30/2019, 06/30/2020, 06/30/2021)															
8773	FRUITLAND	05/01/1947	Active	10	0	0	0.00%	14		6	Y	2		09/2025		
	Exc Award (06/30/2018)															
8774	GALENA	10/29/1958	Active	12	0	0	0.00%	18		3	Y	2	N	01/2026		\$50.00
8775	GREENSBORO	03/18/1938	Active	26	3	0	13.04%	23		4	Y		N	01/2026		\$113.50




Club Health Assessment for District 22 B through January 2026

			Status	Membership						Reports				Finance	LCIF	
Club Number	Club Name	Charter Date	Times in Status Quo in Past 2 Years	Current Member Count **	YTD Members Added	YTD Members Dropped	YTD Net Growth% ***	Member Count 1 Year Ago	Dropped Members Avg.Length of Service	Months Since Membership Update	Current Officers Reported ****	Current President Repeated Term	VP Reported *****	Last Date Reported Service (mm/yyyy)	Account Balance	YTD Donations
8776	HEBRON	02/01/1938	Active	24	0	1	-4.00%	25	27	0	Y	2	R	10/2025	90+ Days	\$250.00
8777	HURLOCK	02/11/1938	Active	42	3	2	2.44%	43	34	1	Y		N	11/2025		\$100.00
Exc Award (06/30/2024)																
8778	KENT ISLAND	01/31/1947	Active	12	0	0	0.00%	11		3	Y			08/2025		\$190.00
8779	MARION	05/07/1951	Active	15	0	0	0.00%	15		3	Y		R	12/2025		
8780	MARYDEL	02/02/1948	Active	15	0	2	-11.76%	17	5	4	Y	2	R	09/2025		\$1,000.00
47746	MILLINGTON	10/01/1987	Active	58	1	4	-4.92%	61	13	2	Y	2	R	01/2026		\$1,000.00
8783	OCEAN CITY	05/14/1947	Active	33	5	1	13.79%	39	7	0	Y		N	10/2025		\$1,000.00
Exc Award (06/30/2019)																
146138	Ocean City Lioness	05/24/2021	Active	30	0	0	0.00%	45		7	Y			01/2026		
8785	PERRYVILLE	04/28/1944	Active	14	2	1	7.69%	13	28	2	Y		N	08/2025		\$2,508.54
Exc Award (06/30/2018)																
8786	PITTSVILLE	10/09/1945	Active(2)	5	0	0	0.00%	5		29	Y	6		07/2025		
8787	POCOMOKE CITY	02/21/1934	Active	11	0	0	0.00%	11		7	Y	6		09/2025		
8789	PRESTON	02/28/1940	Active	19	2	8	-24.00%	28	3	0	Y		R	10/2025		\$750.00
8790	PRINCESS ANNE	04/20/1948	Active	42	9	2	20.00%	37	25	0	Y	2	R	12/2025		
8791	QUEENSTOWN	11/14/1935	Active	14	0	1	-6.67%	20	38	5	Y		R	10/2025		
8792	RIDGELY	03/06/1953	Active	39	3	2	2.63%	43	14	0	Y		N	12/2025		\$225.00
8793	RISING SUN	06/08/1932	Active	36	4	6	-5.26%	38	28	0	Y			09/2025		
8794	ROCK HALL	02/04/1953	Active	21	0	0	0.00%	24		3	Y	8		09/2025		
8795	SALISBURY	05/21/1923	Active	56	3	3	0.00%	62	19	0	Y		N	12/2025	\$150.00	
120517	Salisbury Heritage	10/09/2013	Active(1)	6	0	5	-45.45%	11	14	0	N	None		10/2025		
54330	SALISBURY METRO	04/12/1993	Active(1)	15	0	0	0.00%	15		7	Y	2		11/2025		
127515	Salisbury PRIDE	05/13/2016	Active(1)	14	0	0	0.00%	0		7	Y	5		07/2025		
8796	SHARPTOWN	02/16/1940	Active	8	0	2	-20.00%	10	9	4	Y	4		08/2025	\$1,000.00	
8797	SNOW HILL	04/15/1946	Active	21	0	0	0.00%	24		9	Y	5	R	09/2025	\$20.00	
8798	SUDLERSVILLE	10/01/1962	Active	24	0	0	0.00%	23		9	Y		N	01/2026	\$150.00	
8799	TRAPPE	11/15/1949	Active	19	1	0	5.56%	18		3	Y	4	R	12/2025		
8801	WILLARDS	10/07/1948	Active	15	2	5	-16.67%	18	5	3	Y	5	R	09/2025		



Club Health Assessment for District 22 B through January 2026

				Status		Membership					Reports				Finance	LCIF
Club Number	Club Name	Charter Date	Times in Status Quo in Past 2 Years	Current Member Count **	YTD Members Added	YTD Members Dropped	YTD Net Growth% ***	Member Count 1 Year Ago	Dropped Members Avg.Length of Service	Months Since Membership Update	Current Officers Reported ****	Current President Repeated Term	VP Reported *****	Last Date Reported Service (mm/yyyy)	Account Balance	YTD Donations

Clubs Cancelled Previous Fiscal Year – Clubs Cancelled within last 12 months may be reinstated

Club Number	Club Name	Charter Date	Current Status*	Cancellation Date
141686	Salisbury Bonded-By-Loyalty	06/17/2020	Cancelled(8*)	12/30/2024

Current Total Clubs Count	YTD New Clubs Count	YTD Cancelled Clubs Count	YTD Net Club Gain	Current Total Members Count	YTD Add	YTD Drop	YTD Net Growth	YTD Net Growth %	Member Count 12 Months Ago	Average Member Count Per Club	% of Clubs with less than 20 members	% No Officer Report in 12 Months	% of Clubs with balance 90+ days	Number of Clubs in Status Quo	% Status Quo Clubs in Financial Suspension	Number of Cancelled Clubs	Average Cancelled Club Age	Members Lost Due to Cancellation	% of Clubs Cancelled for Non-Financial Reasons
45	1	0	1	1,218	106	97	9	0.74%	1,275	27	44%	0%	2%	0	0%	0	0	0	0%

* - P - Priority Club. Cancellation Reasons: 1-Objectives/conduct, 2-Non-active club, 5-Non-existing club, 6-Disbanding, 7-Merger, 8-Financial Suspension, 9-District/Multiple District Dues.

** Red denotes below 15 active members.

*** Red denotes 20% + loss.

**** Y - all 3 (President, Secretary, Treasurer) club officers reported, N - not all 3 reported.

***** Abbreviation: N-New, IP-Immediate Past, R-Repeat.



Club Health Assessment for District 22 C through January 2026

			Status	Membership						Reports				Finance		LCIF
Club Number	Club Name	Charter Date	Times in Status Quo in Past 2 Years	Current Member Count **	YTD Members Added	YTD Members Dropped	YTD Net Growth% ***	Member Count 1 Year Ago	Dropped Members Avg.Length of Service	Months Since Membership Update	Current Officers Reported ****	Current President Repeated Term	VP Reported *****	Last Date Reported Service (mm/yyyy)	Account Balance	YTD Donations
Clubs less than two years old																
176911	Greater Washington AAPI	08/19/2024	Active	16	0	0	0.00%	22		2	Y	2	N			
179595	Mid-Atlantic Community Building	02/04/2025	Active(1)	12	12	25	-52.00%	0	1	0	Y	3	R	01/2026		
Clubs more than two years old																
8805	BELTSVILLE	03/17/1958	Active	39	0	2	-4.88%	39	9	1	Y	4	R	06/2024		\$200.00
8804	BOWIE	06/20/1962	Active	36	2	5	-7.69%	40	9	2	Y		N	01/2026		\$2,220.00
	Exc Award (06/30/2025)															
8808	BRANDYWINE	01/11/1944	Active	26	0	0	0.00%	26		1	Y	7	R	01/2026		
8810	BURTONSVILLE	12/15/1954	Active	18	0	0	0.00%	18		17	N	2		06/2025		
8811	CALVERT COUNTY	05/01/1940	Active	32	12	8	14.29%	30	25	1	Y			12/2025		\$500.00
123888	Capitol Hill	12/29/2014	Active(2)	11	0	0	0.00%	14		7	Y	3		04/2024		
8814	COLESVILLE	11/02/1953	Active	28	3	0	12.00%	22		2	N	4	R	12/2025		\$1,500.00
8815	COLLEGE PARK	11/06/1952	Active	13	2	1	8.33%	8	0	1	Y	5		09/2025		\$1,050.00
8816	DAMASCUS	09/11/1946	Active	58	0	1	-1.69%	59	43	3	Y	3	N	01/2026		\$5,300.00
	Exc Award (06/30/2018, 06/30/2021, 06/30/2024)															
8818	GATEWAY	01/26/1950	Active	9	0	2	-18.18%	11	9	2	Y	5	N	01/2026		\$5,000.00
8821	GREENBELT	11/26/1951	Active	14	0	0	0.00%	15		7	Y	8	R	05/2025		\$50.00
8822	HILLCREST MARLOW HEIGHTS	04/12/1954	Active	9	0	0	0.00%	9		80	Y	11				\$250.00
29101	HOLLYWOOD	04/09/1974	Active	32	0	0	0.00%	32		1	Y			10/2025		
8823	HYATTSVILLE	03/03/1937	Active	2	0	0	0.00%	3		62	N	15				
8827	LA PLATA	01/18/1945	Active	38	2	2	0.00%	39	49	4	Y	3		11/2025		
8828	LAUREL	04/20/1932	Cancelled(6*)	0	0	3	-100.00%	3	33	4	N	None		06/2024		
8829	LAYTONSVILLE	04/10/1961	Active	56	2	2	0.00%	56	33	0	Y		R	11/2025		\$1,000.00
8830	LEONARDTOWN	04/23/1940	Active	62	2	3	-1.59%	63	5	0	Y	2	R	07/2025		\$1,000.00
	Exc Award (06/30/2018)															
8831	LEXINGTON PARK	01/04/1946	Active	5	0	0	0.00%	7		6	Y	5	R	10/2025		\$500.00
8833	MECHANICSVILLE	03/29/1957	Active	9	0	0	0.00%	10		11	Y	3	R	07/2025		\$100.00




Club Health Assessment for District 22 C through January 2026

			Status	Membership						Reports				Finance	LCIF		
Club Number	Club Name	Charter Date	Times in Status Quo in Past 2 Years	Current Member Count **	YTD Members Added	YTD Members Dropped	YTD Net Growth% ***	Member Count 1 Year Ago	Dropped Members Avg.Length of Service	Months Since Membership Update	Current Officers Reported ****	Current President Repeated Term	VP Reported *****	Last Date Reported Service (mm/yyyy)	Account Balance	YTD Donations	
128515	Melwood Environmental	08/08/2016	Active(1)	1	0	7	-87.50%	8	8	1	Y	7		03/2024	90+ Days		
8834	MONOCACY	11/13/1940	Active	49	5	8	-5.77%	54	19	0	Y	2	R	12/2025		\$2,500.00	
8835	MONTGOMERY CENTRAL DERWOOD	03/17/1968	Active	7	0	1	-12.50%	9	12	3	N	None		10/2025			
8837	MOUNT RAINIER BRENTWOOD	12/12/1946	Active	8	3	1	33.33%	6	19	0	Y	3	R	01/2024		\$450.00	
8838	OLNEY	03/21/1972	Active	51	2	2	0.00%	49	17	0	Y	2		08/2025		\$1,000.00	
Exc Award (06/30/2023)																	
156536	Oxon Hill - Shining Stars	12/07/2023	Active	17	0	5	-22.73%	26	2	1	N	3	R	02/2025	90+ Days		
8844	RIDGE	05/01/1957	Active	21	2	2	0.00%	22	4	4	Y		N	09/2025		\$100.00	
8846	ROCKVILLE	02/17/1938	Active	27	0	0	0.00%	34		11	Y			10/2025			
8847	SANDY SPRING	05/13/1946	Active	53	6	5	1.92%	52	20	0	Y		IP	01/2026		\$3,000.00	
8849	SILVER HILL	11/02/1970	Active	39	5	0	14.71%	36		0	Y		N	12/2025		\$175.00	
36877	SILVER SPRING LEISURE WORLD	04/23/1979	Active	50	1	0	2.04%	60		0	Y		N	12/2025			
8840	SOUTH POTOMAC L C	02/17/1960	Active	10	0	0	0.00%	10		7	Y	4	R	06/2024			
8852	SUBURBAN	11/30/1950	Active	19	0	2	-9.52%	20	5	1	Y		R	01/2026		\$1,900.00	
Exc Award (06/30/2024, 06/30/2025)																	
8872	TAKOMA PARK	11/19/1929	Active	15	1	5	-21.05%	22	9	1	Y		R	11/2025	\$3,000.00		
Exc Award (06/30/2016)																	
53003	UNIVERSITY PARK	05/01/1992	Active	1	0	0	0.00%	1		8	Y	15		09/2025	90+ Days		
8856	WALDORF	08/27/1947	Active	50	3	0	6.38%	62		3	Y		N	12/2025			
Exc Award (06/30/2024)																	
8868	WASH PALISADES GEORGETOWN	02/07/1955	Active	18	0	0	0.00%	19		7	Y	6		03/2025		\$2,000.00	
8864	WASHINGTON CHI-AM	03/09/1960	Active(1)	6	0	0	0.00%	6		7	Y	7	R	12/2012			
64835	WASHINGTON DC SPECIAL OLYMPICS	12/11/2001	Active(2)	17	17	0	100.00%	12		6	N	2		02/2024			
8862	WASHINGTON FORT STEVENS	06/14/1971	Active	11	1	0	10.00%	9		4	Y	5	R	11/2025	\$100.00		
38434	WASHINGTON MIDTOWN	05/07/1980	Active	37	3	3	0.00%	37	12	0	Y			01/2026	\$425.00		
Exc Award (06/30/2022)																	



Club Health Assessment for District 22 C through January 2026



Club Number	Club Name	Charter Date	Status	Membership					Reports				Finance		LCIF
			Times in Status Quo in Past 2 Years	Current Member Count **	YTD Members Added	YTD Members Dropped	YTD Net Growth***	Member Count 1 Year Ago	Dropped Members Avg.Length of Service	Months Since Membership Update	Current Officers Reported ****	Current President Repeated Term	VP Reported *****	Last Date Reported Service (mm/yyyy)	Account Balance

Clubs Cancelled Previous Fiscal Year – Clubs Cancelled within last 12 months may be reinstated

Club Number	Club Name	Charter Date	Current Status*	Cancellation Date
156815	DMV Maryland	01/26/2024	Cancelled(8*)	12/30/2024
149430	The George Washington University Campus	12/29/2021	Cancelled(8*)	12/30/2024
157261	Washington Hope for DC	04/11/2024	Cancelled(8*)	12/30/2024

Current Total Clubs Count	YTD New Clubs Count	YTD Cancelled Clubs Count	YTD Net Club Gain	Current Total Members Count	YTD Add	YTD Drop	YTD Net Growth	YTD Net Growth %	Member Count 12 Months Ago	Average Member Count Per Club	% of Clubs with less than 20 members	% No Officer Report in 12 Months	% of Clubs with balance 90+ days	Number of Clubs in Status Quo	% Status Quo Clubs in Financial Suspension	Number of Cancelled Clubs	Average Cancelled Club Age	Members Lost Due to Cancellation	% of Clubs Cancelled for Non-Financial Reasons
42	0	1	-1	1,032	86	95	-9	-0.86%	1,080	25	55%	0%	5%	0	0%	1	98	3	-200%

* - P - Priority Club. Cancellation Reasons: 1-Objectives/conduct, 2-Non-active club, 5-Non-existing club, 6-Disbanding, 7-Merger, 8-Financial Suspension, 9-District/Multiple District Dues.

** Red denotes below 15 active members.

*** Red denotes 20% + loss.

**** Y - all 3 (President, Secretary, Treasurer) club officers reported, N - not all 3 reported.

***** Abbreviation: N-New, IP-Immediate Past, R-Repeat.



Club Health Assessment for District 22 D through January 2026

			Status	Membership						Reports				Finance	LCIF	
Club Number	Club Name	Charter Date	Times in Status Quo in Past 2 Years	Current Member Count **	YTD Members Added	YTD Members Dropped	YTD Net Growth% ***	Member Count 1 Year Ago	Dropped Members Avg.Length of Service	Months Since Membership Update	Current Officers Reported ****	Current President Repeated Term	VP Reported *****	Last Date Reported Service (mm/yyyy)	Account Balance	YTD Donations
Clubs less than two years old																
186882	Christiana	07/10/2025	Active	25	26	1	100.00%	0	1	0	Y					
157613	Delaware Generous	03/05/2024	Active(2)	25	2	1	4.17%	24	2	0	Y		N			
189778	Delaware Media Group	08/26/2025	Active	20	20	0	100.00%	0		5	Y		N			
180538	Delaware Valley	01/24/2025	Active	20	0	0	0.00%	20		6	Y	2				
179187	DSU Campus	01/09/2025	Active(1)	14	0	19	-57.58%	23	1	1	Y		N	04/2025		
171500	MOT Area Lions Club	05/13/2024	Active(1)	16	1	3	-11.11%	17	2	6	Y	3		10/2025		
Clubs more than two years old																
133760	Bellefonte	01/30/2018	Active	145	18	41	-13.69%	154	3	0	Y		N	01/2026		\$11,506.00
	Exc Award (06/30/2019, 06/30/2023, 06/30/2024)															
8876	BROOKSIDE L C	01/03/1955	Active	13	0	0	0.00%	14		9	Y	7		01/2026		\$12.00
8877	CAMDEN WYOMING	03/01/1954	Active	20	0	0	0.00%	21		7	Y		R	04/2023		
8881	CLAYMONT	03/28/1938	Active	80	1	7	-6.98%	84	3	1	Y		N	01/2026		\$2,075.00
	Exc Award (06/30/2017, 06/30/2018, 06/30/2019, 06/30/2022, 06/30/2023, 06/30/2024)															
8882	CLAYTON	11/13/1946	Active	24	2	2	0.00%	25	23	0	Y		N	01/2026		\$336.00
	Exc Award (06/30/2017, 06/30/2018)															
153448	Delaware Camp Conquer	01/13/2023	Active	8	0	0	0.00%	23		9	Y	4		02/2025		
8883	DELAWARE CITY	05/21/1951	Active	25	0	1	-3.85%	26	5	6	Y	2	N	08/2024		
8884	DELMAR	02/22/1938	Active	30	1	2	-3.23%	31	32	3	Y	6	R	07/2024		\$400.00
8885	DEWEY BEACH	04/05/1951	Active	170	11	6	3.03%	159	5	1	Y		N	01/2026		\$1,000.00
	Exc Award (06/30/2019)															
8886	DOVER	03/26/1946	Active	44	0	3	-6.38%	46	21	0	Y		N	01/2026		\$7,775.00
	Exc Award (06/30/2022, 06/30/2023)															
46633	FENWICK ISLAND	11/21/1986	Active	26	2	1	4.00%	27	18	2	Y	3	R	01/2026		\$200.00
52894	FREDERICA SPRING CREEK	04/14/1992	Active	37	2	0	5.71%	36		3	Y	2	R	01/2026		\$8,010.00
	Exc Award (06/30/2017, 06/30/2018, 06/30/2023, 06/30/2024)															
36970	GLASGOW	04/27/1979	Active	20	1	2	-4.76%	23	11	2	Y		N	09/2025		\$1,200.00



Club Health Assessment for District 22 D through January 2026

			Status	Membership						Reports				Finance	LCIF	
Club Number	Club Name	Charter Date	Times in Status Quo in Past 2 Years	Current Member Count **	YTD Members Added	YTD Members Dropped	YTD Net Growth% ***	Member Count 1 Year Ago	Dropped Members Avg.Length of Service	Months Since Membership Update	Current Officers Reported ****	Current President Repeated Term	VP Reported *****	Last Date Reported Service (mm/yyyy)	Account Balance	YTD Donations
Exc Award (06/30/2024)																
8889	GREENWOOD	08/21/1956	Active	3	0	0	0.00%	3		13	Y			10/2023		\$100.00
8890	HARRINGTON	04/10/1939	Active	44	3	4	-2.22%	49	20	2	Y		R	01/2026		\$150.00
Exc Award (06/30/2016, 06/30/2017, 06/30/2018, 06/30/2023, 06/30/2024)																
8893	LAUREL	11/29/1935	Active	27	3	2	3.85%	26	3	1	Y		N	11/2025		\$258.00
Exc Award (06/30/2017)																
8894	LEWES	05/21/1946	Active	33	0	3	-8.33%	36	34	1	Y	5		03/2023		
Exc Award (06/30/2017)																
8895	LORD BALTIMORE	01/08/1946	Active	72	10	0	16.13%	60		3	Y		N	01/2026		\$4,115.00
Exc Award (06/30/2017, 06/30/2019, 06/30/2021, 06/30/2023, 06/30/2024)																
8897	MILFORD	04/29/1946	Active	39	1	1	0.00%	45	7	3	Y		N	10/2025		\$1,930.00
Exc Award (06/30/2019, 06/30/2022)																
8899	MILLSBORO	03/18/1940	Active	21	1	7	-22.22%	29	4	0	Y		N	01/2026		\$250.00
Exc Award (06/30/2017)																
8900	MILTON	02/14/1946	Active	45	3	0	7.14%	42		0	Y	2	N	01/2026		\$300.00
Exc Award (06/30/2019)																
8902	NEW CASTLE HUNDRED	05/07/1947	Active	49	5	2	6.52%	46	2	1	Y		N	12/2022		\$150.00
Exc Award (06/30/2019, 06/30/2021, 06/30/2023)																
8903	NEWARK	09/23/1929	Active	8	0	0	0.00%	8		8	Y	3		12/2022		\$100.00
28139	PIKE CREEK - GREEN HILLS	03/15/1974	Active	17	1	1	0.00%	16	32	0	Y	12	R	01/2026		\$350.00
8904	REHOBOTH BEACH	10/24/1946	Active	5	0	0	0.00%	5		19	Y			08/2023		
Exc Award (06/30/2017)																
8905	SEAFORD	02/07/1938	Active	31	0	0	0.00%	31		4	Y		N	01/2026		
8909	TALLEYVILLE-NAAMANS	04/15/1947	Active	10	1	1	0.00%	10	42	6	N	None	N	03/2024		\$70.00
Exc Award (06/30/2016)																
8911	WILMINGTON MANOR	03/12/1943	Active	27	3	4	-3.57%	23	3	6	Y		N	01/2026		\$2,120.00
Exc Award (06/30/2019)																
152485	Wilmington United	08/29/2022	Active(3)	16	26	10	100.00%	26	3	6	Y			02/2023		



Club Health Assessment for District 22 D through January 2026

INTERNATIONAL

Club Number	Club Name	Charter Date	Status	Membership					Reports					Finance	LCIF
			Times in Status Quo in Past 2 Years	Current Member Count **	YTD Members Added	YTD Members Dropped	YTD Net Growth% ***	Member Count 1 Year Ago	Dropped Members Avg.Length of Service	Months Since Membership Update	Current Officers Reported ****	Current President Repeated Term	VP Reported *****	Last Date Reported Service (mm/yyyy)	Account Balance

Clubs Cancelled Previous Fiscal Year – Clubs Cancelled within last 12 months may be reinstated

Club Number	Club Name	Charter Date	Current Status*	Cancellation Date
8875	BRIDGEVILLE	10/02/1952	Cancelled(6*)	06/29/2025
122010	Delaware State University Campus	04/25/2014	Cancelled(8*)	12/30/2024
141168	KOPE Cyber	03/10/2020	Cancelled(8*)	09/29/2024
43011	WILMINGTON GATEWAY	09/12/1983	Cancelled(6*)	05/29/2025

Current Total Clubs Count	YTD New Clubs Count	YTD Cancelled Clubs Count	YTD Net Club Gain	Current Total Members Count	YTD Add	YTD Drop	YTD Net Growth	YTD Net Growth %	Member Count 12 Months Ago	Average Member Count Per Club	% of Clubs with less than 20 members	% No Officer Report in 12 Months	% of Clubs with balance 90+ days	Number of Clubs in Status Quo	% Status Quo Clubs in Financial Suspension	Number of Cancelled Clubs	Average Cancelled Club Age	Members Lost Due to Cancellation	% of Clubs Cancelled for Non-Financial Reasons
35	2	0	2	1,209	144	124	20	1.68%	1,208	35	29%	0%	0%	0	0%	0	0	0	0%

* - P - Priority Club. Cancellation Reasons: 1-Objectives/conduct, 2-Non-active club, 5-Non-existing club, 6-Disbanding, 7-Merger, 8-Financial Suspension, 9-District/Multiple District Dues.

** Red denotes below 15 active members.

*** Red denotes 20% + loss.

**** Y - all 3 (President, Secretary, Treasurer) club officers reported, N - not all 3 reported.

***** Abbreviation: N-New, IP-Immediate Past, R-Repeat.




Club Health Assessment for District 22 W through January 2026

			Status	Membership						Reports				Finance	LCIF	
Club Number	Club Name	Charter Date	Times in Status Quo in Past 2 Years	Current Member Count **	YTD Members Added	YTD Members Dropped	YTD Net Growth% ***	Member Count 1 Year Ago	Dropped Members Avg.Length of Service	Months Since Membership Update	Current Officers Reported ****	Current President Repeated Term	VP Reported *****	Last Date Reported Service (mm/yyyy)	Account Balance	YTD Donations
Clubs more than two years old																
8912	BOONSBORO	03/16/1931	Active	37	1	0	2.78%	36		6	Y	2	N	11/2024	90+ Days	\$1,000.00
8913	BRUNSWICK	06/22/1945	Active	24	6	1	26.32%	15	12	5	Y		N	05/2025		
8915	CHEWSVILLE	02/22/1955	Active	29	0	4	-12.12%	27	22	0	Y		N	01/2026		
8916	CLEAR SPRING	04/07/1949	Active	20	0	0	0.00%	18		7	Y		N	04/2025		
8917	CUMBERLAND	06/10/1931	Active	13	0	1	-7.14%	14	34	0	N	None		04/2025		
8918	DEEP CREEK LAKE L C	11/12/1971	Active	47	2	0	4.44%	46		6	Y		N	07/2025		
28016	DEER PARK	02/28/1974	Active	23	0	3	-11.54%	26	32	1	Y		R	01/2026		\$2,600.00
Exc Award (06/30/2018, 06/30/2019, 06/30/2022)																
41971	EMMITSBURG	11/16/1982	Active	31	0	1	-3.13%	33	8	0	Y	3	N	01/2026		\$45.00
131130	Flintstone	05/26/2017	Active	7	0	0	0.00%	9		9	N	None		04/2025		
8920	FREDERICK	05/17/1922	Active	13	0	0	0.00%	13		17	N	4		12/2025		
Exc Award (06/30/2016)																
8921	FREDERICK FRANCIS SCOTT KEY	09/14/1959	Active	18	1	2	-5.26%	20	24	0	Y		R	01/2026		\$2,070.68
141565	Frederick Fusion	06/22/2020	Active(1)	6	0	0	0.00%	6		6	Y	3		07/2025		\$20.00
8922	FREEDOM DISTRICT	09/16/1947	Active	89	7	3	4.71%	89	9	0	Y		N	12/2025		\$70.00
Exc Award (06/30/2018, 06/30/2021, 06/30/2024)																
8923	FROSTBURG	08/01/1945	Active	25	0	0	0.00%	24		4	Y		R	10/2025		\$650.00
Exc Award (06/01/2025)																
121759	Frostburg State University Campus	04/07/2014	Active	4	0	0	0.00%	4		15	N	None		09/2024	90+ Days	
8925	GLADE VALLEY	04/03/1945	Active	38	0	1	-2.56%	37	8	2	Y		N	01/2026		\$50.00
Exc Award (06/30/2016, 06/30/2018, 06/30/2019)																
8926	GRANTSVILLE	08/01/1961	Active	43	4	6	-4.44%	47	7	0	Y		N	10/2024		\$1,000.00
Exc Award (06/30/2018)																
84701	GREATER CARROLL	01/19/2005	Active	18	1	1	0.00%	28	5	0	Y		N	10/2024		
8927	HAGERSTOWN	03/13/1923	Active	38	1	2	-2.56%	40	24	2	Y		N	01/2026		
Exc Award (06/30/2023)																
8929	HAMPSTEAD	08/28/1951	Active	63	0	1	-1.56%	68	7	0	Y		N	06/2025		\$500.00



Club Health Assessment for District 22 W through January 2026

			Status	Membership					Reports				Finance	LCIF		
Club Number	Club Name	Charter Date	Times in Status Quo in Past 2 Years	Current Member Count **	YTD Members Added	YTD Members Dropped	YTD Net Growth% ***	Member Count 1 Year Ago	Dropped Members Avg.Length of Service	Months Since Membership Update	Current Officers Reported ****	Current President Repeated Term	VP Reported *****	Last Date Reported Service (mm/yyyy)	Account Balance	YTD Donations
8930	HANCOCK	09/19/1951	Active	9	0	0	0.00%	11		9	N	None		10/2024		
125240	Hancock Lioness	06/22/2015	Active	32	3	1	6.67%	31	2	2	Y		N	12/2025		\$220.00
Exc Award (06/30/2018, 06/30/2023)																
29999	HARNEY	12/09/1974	Cancelled(8*)	0	0	16	-100.00%	16	9	4	N	None		11/2024	90+ Days	
Exc Award (06/30/2019)																
8931	KITZMILLER	04/20/1949	Active	24	0	0	0.00%	23		7	Y	3	N	07/2025		
8938	LA VALE	11/08/1955	Active	90	7	8	-1.10%	91	8	0	Y		N	01/2026		\$1,010.00
Exc Award (06/30/2016, 06/30/2018, 06/30/2023, 06/30/2024)																
8932	LIBERTYTOWN UNIONVILLE	04/25/1949	Active	24	1	0	4.35%	24		4	N		N	12/2025		\$10.00
8933	LINEBORO MANCHESTER	08/02/1945	Active	42	2	1	2.44%	40	8	3	Y		N	12/2025		\$100.00
8934	LONACONING	10/02/1931	Active	20	1	0	5.26%	19		4	Y	3	R	09/2025		
8936	MIDDLETOWN	02/27/1931	Active	51	2	0	4.08%	50		2	Y		N	01/2026		\$90.00
8937	MOUNT AIRY	10/25/1940	Active	13	0	0	0.00%	15		8	N	None		04/2025		
30572	MOUNT SAVAGE	04/16/1975	Active	28	7	2	21.74%	27	20	2	Y	2	R	11/2025		
MASON-DIXON																
97869	MT AIRY 4 COUNTY	10/25/2006	Active	57	1	2	-1.72%	58	3	0	N	None	N	06/2025		
8939	MYERSVILLE	06/26/1946	Active	20	0	0	0.00%	23		7	Y	4	N	04/2025		\$100.00
Exc Award (06/30/2018)																
8941	NEW MARKET DISTRICT	03/08/1954	Active	35	2	2	0.00%	36	8	0	Y	2	R	11/2025		\$535.00
Exc Award (06/30/2018)																
8940	NEW WINDSOR	12/18/1947	Active	39	4	1	8.33%	35	22	0	Y		N	12/2025		\$60.00
Exc Award (06/30/2023)																
117694	NORTH BRANCH	08/22/2012	Active	12	1	1	0.00%	11	3	4	Y	8	R	02/2025		
8942	OAKLAND MT LAKE PARK	11/22/1940	Active	54	0	2	-3.57%	56	9	4	Y		N	12/2025		\$1,050.00
42393	RAWLINGS POTOMAC VALLEY	03/08/1983	Active(1)	10	3	7	-28.57%	14	24	0	Y	8		07/2025		
8943	ROARING RUN	01/21/1959	Active	34	1	2	-2.86%	34	0	0	Y	2	R	01/2026		\$270.00
8945	SILVER RUN UNION MILLS	03/09/1961	Active	4	0	0	0.00%	4		10	Y	6		12/2024		
8946	SMITHSBURG	04/10/1945	Active	18	3	0	20.00%	15		0	Y		N	01/2026		\$25.00
115198	SOUTH CARROLL LIONESS	10/05/2011	Active	37	0	0	0.00%	38		6	Y	3	N	01/2026		\$2,510.00
Exc Award (06/30/2022, 06/30/2023)																



Club Health Assessment for District 22 W through January 2026

			Status	Membership						Reports				Finance	LCIF	
Club Number	Club Name	Charter Date	Times in Status Quo in Past 2 Years	Current Member Count **	YTD Members Added	YTD Members Dropped	YTD Net Growth***	Member Count 1 Year Ago	Dropped Members Avg.Length of Service	Months Since Membership Update	Current Officers Reported ****	Current President Repeated Term	VP Reported *****	Last Date Reported Service (mm/yyyy)	Account Balance	YTD Donations
8947	TANEYTOWN	06/25/1947	Active	34	1	4	-8.11%	36	32	2	Y		N	01/2026		\$1,170.00
8948	TAYLORSVILLE WINFIELD	01/27/1954	Active	15	0	1	-6.25%	15	12	5	Y	9		12/2025		\$1,200.00
	Exc Award (06/30/2016, 06/30/2019)															
8949	TERRA RUBRA L C	02/17/1966	Active	72	0	0	0.00%	60		7	Y		N	01/2026		\$3,958.00
	Exc Award (06/30/2025)															
8950	THURMONT	10/28/1929	Active	55	6	10	-6.78%	62	9	0	Y			01/2025		\$440.00
	Exc Award (06/30/2016, 06/30/2017)															
8951	UNION BRIDGE	12/13/1944	Active	36	7	0	24.14%	29		0	N	None		10/2023		
8954	WESTMINSTER	11/07/1940	Active	31	2	3	-3.13%	34	5	0	Y		N	10/2025		\$100.00
	Exc Award (06/30/2017, 06/30/2024)															
8955	WILLIAMSPORT	04/02/1945	Active	52	0	1	-1.89%	50	15	4	Y		N	06/2025		\$2,020.00
	Exc Award (06/30/2017)															

Clubs Cancelled Previous Fiscal Year – Clubs Cancelled within last 12 months may be reinstated

Club Number	Club Name	Charter Date	Current Status*	Cancellation Date
120806	Monocacy Community	11/22/2013	Cancelled(6*)	07/29/2024
8944	SHARPSBURG	09/30/1949	Cancelled(6*)	06/29/2025
38142	VALLEY	03/31/1980	Cancelled(6*)	07/29/2024

Current Total Clubs Count	YTD New Clubs Count	YTD Cancelled Clubs Count	YTD Net Club Gain	Current Total Members Count	YTD Add	YTD Drop	YTD Net Growth	YTD Net Growth %	Member Count 12 Months Ago	Average Member Count Per Club	% of Clubs with less than 20 members	% No Officer Report in 12 Months	% of Clubs with balance 90+ days	Number of Clubs in Status Quo	% Status Quo Clubs in Financial Suspension	Number of Cancelled Clubs	Average Cancelled Club Age	Members Lost Due to Cancellation	% of Clubs Cancelled for Non-Financial Reasons
48	0	1	-1	1,534	77	90	-13	-0.84%	1,557	32	29%	13%	4%	0	0%	1	182	16	0%

* - P - Priority Club. Cancellation Reasons: 1-Objectives/conduct, 2-Non-active club, 5-Non-existing club, 6-Disbanding, 7-Merger, 8-Financial Suspension, 9-District/Multiple District Dues.

** Red denotes below 15 active members.

*** Red denotes 20% + loss.

**** Y - all 3 (President, Secretary, Treasurer) club officers reported, N - not all 3 reported.

***** Abbreviation: N-New, IP-Immediate Past, R-Repeat.




Club Health Assessment for District 23 A through January 2026

			Status	Membership						Reports				Finance	LCIF	
Club Number	Club Name	Charter Date	Times in Status Quo in Past 2 Years	Current Member Count **	YTD Members Added	YTD Members Dropped	YTD Net Growth% ***	Member Count 1 Year Ago	Dropped Members Avg.Length of Service	Months Since Membership Update	Current Officers Reported ****	Current President Repeated Term	VP Reported *****	Last Date Reported Service (mm/yyyy)	Account Balance	YTD Donations
Clubs less than two years old																
172126	Ansonia	06/12/2024	Active	10	0	5	-33.33%	18	1	2	Y	3		01/2026		
179886	Brookfield - Global Service Cyber	06/20/2025	Active	25	5	0	25.00%	0		1	Y	2				\$100.00
Clubs more than two years old																
8958	BEACON FALLS Exc Award (06/30/2023)	02/27/1953	Active	27	1	3	-6.90%	28	24	1	Y	4	R	12/2025		
8959	BETHANY Exc Award (06/30/2019, 06/30/2020, 06/30/2022, 06/30/2023, 06/30/2024)	03/06/1952	Active	57	4	12	-12.31%	59	15	1	Y	2	R	12/2025		\$4,770.00
8960	BETHEL	06/06/1928	Active	6	0	0	0.00%	6		20	Y			10/2024		
8961	BRANFORD Exc Award (06/30/2023, 06/30/2025)	05/22/1951	Active	59	0	2	-3.28%	55	26	6	Y		R	06/2025		\$1,020.00
8962	BRIDGEPORT HOST Exc Award (06/30/2023, 06/30/2025)	02/28/1921	Active	24	3	5	-7.69%	26	4	1	Y		IP	01/2026		\$1,273.98
8966	BROOKFIELD Exc Award (06/30/2018, 06/30/2022, 06/30/2023, 06/30/2025)	03/03/1966	Active	72	4	5	-1.37%	70	11	0	Y	2	N	01/2026		\$2,990.00
8967	CHESHIRE	10/19/1949	Active	34	0	4	-10.53%	36	5	0	Y		N	01/2026		\$3,285.00
8968	DANBURY Exc Award (06/30/2022, 06/30/2023)	09/08/1927	Active	86	0	3	-3.37%	89	11	3	Y		N	01/2026		\$3,497.00
8969	DARIEN	02/17/1949	Active	10	0	0	0.00%	10		19	Y	9	R	02/2025		\$1,000.00
134305	Derby Centennial Exc Award (06/30/2023)	04/18/2018	Active	14	1	3	-12.50%	16	5	1	Y	4	R	01/2026		\$100.00
8971	DEVON	04/30/1942	Active(1)	3	0	0	0.00%	3		18	N	13		05/2024		
68771	EAST HAVEN Exc Award (06/30/2021, 06/30/2023, 06/30/2024)	05/13/2003	Active	26	3	6	-10.34%	30	3	1	Y	3	N	01/2026		\$40.00
8973	EASTON	04/19/1967	Active	21	0	3	-12.50%	21	23	6	Y	3		06/2025		\$710.00
8974	FAIRFIELD	10/20/1936	Active(1)	2	0	0	0.00%	2		18	N	None		09/2024		
8975	GEORGETOWN	02/24/1950	Active	20	4	0	25.00%	17		0	Y	9		06/2025		\$335.00
8976	GREENWICH	08/28/1923	Active	30	2	1	3.45%	27	63	2	Y	3	R	01/2026		\$1,550.00



Club Health Assessment for District 23 A through January 2026

			Status	Membership						Reports				Finance	LCIF	
Club Number	Club Name	Charter Date	Times in Status Quo in Past 2 Years	Current Member Count **	YTD Members Added	YTD Members Dropped	YTD Net Growth% ***	Member Count 1 Year Ago	Dropped Members Avg.Length of Service	Months Since Membership Update	Current Officers Reported ****	Current President Repeated Term	VP Reported *****	Last Date Reported Service (mm/yyyy)	Account Balance	YTD Donations
Exc Award (06/30/2025)																
8978	GUILFORD	04/26/1950	Active(3)	5	0	0	0.00%	5		3	Y	4		10/2024		
8979	HAMDEN	11/17/1949	Active	32	5	4	3.23%	31	4	0	Y	3	R	01/2026		
Exc Award (06/30/2024)																
8980	MADISON	02/22/1956	Active	12	0	0	0.00%	12		12	Y	2	N	10/2024		\$50.00
8981	MERIDEN	11/05/1923	Active	110	3	2	0.92%	114	24	0	Y		N	01/2026		\$210.00
Exc Award (06/30/2024)																
8982	MIDDLEBURY	02/27/1952	Active	21	0	0	0.00%	22		9	Y	5		06/2025		
8983	MILFORD	07/24/1951	Active	15	0	6	-28.57%	19	2	1	Y		N	10/2025		
Exc Award (06/30/2025)																
8985	MONROE	03/20/1952	Active	10	0	0	0.00%	11		6	Y	5		12/2024		
8986	NAUGATUCK	12/12/1950	Active(1)	4	0	0	0.00%	7		7	Y	4		10/2024		\$50.00
8987	NEW CANAAN	03/15/1929	Active	14	0	0	0.00%	14		14	Y	4		07/2024		
8988	NEW FAIRFIELD	12/21/1951	Active	51	0	0	0.00%	46		7	N		N	01/2026		\$330.00
Exc Award (06/30/2022, 06/30/2023, 06/30/2025)																
56805	NEW FAIRFIELD CANDLEWOOD	04/11/1995	Active	3	0	0	0.00%	19		6	N	3		07/2025		
8989	NEW HAVEN	02/09/1922	Active	22	0	7	-24.14%	29	9	1	Y		N	10/2025		\$1,125.00
Exc Award (06/30/2022)																
8991	NEWTOWN	11/30/1948	Active	57	0	0	0.00%	53		0	Y	2	N	06/2025		\$1,100.00
Exc Award (06/30/2018, 06/30/2025)																
8993	NORTH HAVEN	03/28/1952	Active	16	1	1	0.00%	16	3	1	Y	4		01/2026		\$1,395.00
Exc Award (06/30/2020, 06/30/2021, 06/30/2023, 06/30/2024)																
8994	NORWALK	07/10/1946	Active	22	0	2	-8.33%	24	17	2	Y	5	R	12/2025		
8996	ORANGE	04/23/1952	Active	49	3	6	-5.77%	51	12	0	Y	3	R	01/2026		\$1,400.00
Exc Award (06/30/2018, 06/30/2022)																
8997	OXFORD	03/15/1951	Active	20	0	1	-4.76%	20	23	2	Y	3		05/2025		
63134	PROSPECT	05/09/2000	Active	5	0	0	0.00%	5		11	Y			03/2025		
8999	RIDGEFIELD	04/19/1929	Active	27	0	2	-6.90%	27	1	2	Y		N	01/2026		
Exc Award (06/30/2022, 06/30/2025)																
9000	SEYMOUR	08/27/1952	Active	49	1	2	-2.00%	48	4	3	Y	2		01/2026		\$974.00



Club Health Assessment for District 23 A through January 2026

Club Number Club Name Charter Date						Status				Membership					Reports				Finance		LCIF
						Times in Status Quo in Past 2 Years	Current Member Count **	YTD Members Added	YTD Members Dropped	YTD Net Growth% ***	Member Count 1 Year Ago	Dropped Members Avg.Length of Service	Months Since Membership Update	Current Officers Reported ****	Current President Repeated Term	VP Reported *****	Last Date Reported Service (mm/yyyy)	Account Balance	YTD Donations		
Exc Award (06/30/2017, 06/30/2018, 06/30/2020, 06/30/2021, 06/30/2022, 06/30/2023, 06/30/2024, 06/30/2025)																					
126536	Southbury Community	01/25/2016	Active	12	0	6	-33.33%	17	6	5	Y		IP	01/2026					\$10.00		
9004	STAMFORD	11/11/1965	Active(1)	2	0	0	0.00%	2		13	N	None		12/2024							
9005	STRATFORD	11/22/1929	Active	22	6	4	10.00%	15	1	0	Y	3		01/2026					\$45.00		
Exc Award (06/30/2024)																					
45668	TRUMBULL CENTER	01/27/1986	Active	14	0	2	-12.50%	17	18	0	Y	2		01/2026							
132299	Wallingford Bengal Centennial	08/23/2017	Active(2)	11	0	0	0.00%	11		11	Y	3		04/2025							
9013	WALLINGFORD LIONS CLUB, INC.	12/18/1967	Active	19	0	1	-5.00%	22	13	2	Y			01/2026					\$1,060.00		
Exc Award (06/30/2022, 06/30/2023, 06/30/2024)																					
9008	WATERBURY	10/18/1923	Active	26	2	2	0.00%	24	18	0	Y	2	N	01/2026					\$10.00		
9009	WEST HAVEN	04/25/1951	Active(1)	2	0	0	0.00%	2		13	Y	3		12/2024							
9011	WOLCOTT	04/23/1952	Active	68	1	2	-1.45%	69	20	0	Y		N	03/2025					\$1,000.00		
Exc Award (06/30/2018)																					
9012	WOODBIDGE	05/24/1951	Active	6	0	0	0.00%	8		11	Y	9		11/2024					\$100.00		
Current Total Clubs Count	YTD New Clubs Count	YTD Cancelled Clubs Count	YTD Net Club Gain	Current Total Members Count	YTD Add	YTD Drop	YTD Net Growth	YTD Net Growth %	Member Count 12 Months Ago	Average Member Count Per Club	% of Clubs with less than 20 members	% No Officer Report in 12 Months	% of Clubs with balance 90+ days	Number of Clubs in Status Quo	% Status Quo Clubs in Financial Suspension	Number of Cancelled Clubs	Average Cancelled Club Age	Members Lost Due to Cancellation	% of Clubs Cancelled for Non-Financial Reasons		
48	0	0	0	1,252	49	102	-53	-4.06%	1,273	26	46%	4%	0%	0	0%	0	0	0	0%		

* - P - Priority Club. Cancellation Reasons: 1-Objectives/conduct, 2-Non-active club, 5-Non-existing club, 6-Disbanding, 7-Merger, 8-Financial Suspension, 9-District/Multiple District Dues.

** Red denotes below 15 active members.

*** Red denotes 20% + loss.

**** Y - all 3 (President, Secretary, Treasurer) club officers reported, N - not all 3 reported.

***** Abbreviation: N-New, IP-Immediate Past, R-Repeat.



Club Health Assessment for District 23 B through January 2026

			Status	Membership					Reports					Finance	LCIF	
Club Number	Club Name	Charter Date	Times in Status Quo in Past 2 Years	Current Member Count **	YTD Members Added	YTD Members Dropped	YTD Net Growth% ***	Member Count 1 Year Ago	Dropped Members Avg.Length of Service	Months Since Membership Update	Current Officers Reported ****	Current President Repeated Term	VP Reported *****	Last Date Reported Service (mm/yyyy)	Account Balance	YTD Donations
Clubs less than two years old																
177521	Greater Hartford Aikyam	08/16/2024	Active	22	0	0	0.00%	20		7	Y	2	R	04/2025		
Clubs more than two years old																
9014	AVON Exc Award (06/30/2021, 06/30/2022)	06/18/1951	Active	36	0	0	0.00%	36		7	Y	4		08/2025		\$181.60
9015	BARKHAMSTED Exc Award (06/30/2020, 06/30/2021, 06/30/2022, 06/30/2023)	10/20/1966	Active	12	0	13	-52.00%	37	8	2	Y	3		01/2026		\$180.09
9016	BERLIN Exc Award (06/30/2023, 06/30/2024)	10/27/1941	Active	123	3	2	0.82%	120	6	2	Y		N	01/2026		\$2,000.00
9017	BETHLEHEM	05/30/1972	Active(1)	21	1	2	-4.55%	21	20	1	Y	2	R	04/2025		\$250.00
9018	BLOOMFIELD Exc Award (06/30/2022, 06/30/2023)	03/05/1942	Active	31	3	1	6.90%	30	12	0	Y	4	R	11/2025		\$255.00
9019	BRISTOL Exc Award (06/30/2021)	03/23/1926	Active	20	0	0	0.00%	18		7	Y	7		12/2025		\$1,300.00
9020	BURLINGTON	03/12/1968	Active	42	4	2	5.00%	40	8	3	Y	2	N	08/2024	90+ Days	\$150.00
53441	CANAAN NORTHWEST	06/29/1992	Active	16	0	0	0.00%	18		7	Y	2	N	10/2025		\$150.00
9021	CANTON Exc Award (06/30/2021)	11/23/1951	Active	21	0	1	-4.55%	22	56	1	N	2	R	11/2025		\$30.00
38579	COLEBROOK	06/30/1980	Active	29	2	0	7.41%	27		5	Y	13	R	08/2025		\$200.00
149081	CONNECTICUT UNITED HEARTS AND HANDS Exc Award (06/30/2023)	11/22/2021	Active	12	0	0	0.00%	11		8	Y	4		01/2026		
9022	EAST GRANBY	04/28/1960	Active	8	0	1	-11.11%	11	2	1	Y	4		03/2025		\$500.00
9023	EAST HARTFORD Exc Award (06/30/2018, 06/30/2025)	01/16/1950	Active	45	4	3	2.27%	37	1	0	Y		N	01/2026		\$6,673.62
9024	EAST WINDSOR Exc Award (06/30/2022, 06/30/2023)	06/29/1953	Active	14	1	0	7.69%	13		3	Y			01/2025		
9025	ENFIELD Exc Award (06/30/2022)	03/31/1942	Active	17	3	1	13.33%	15	1	1	Y	8	R	10/2025		\$395.00
135571	Glastonbury Centennial Exc Award (06/30/2021, 06/30/2023)	06/26/2018	Active	12	1	1	0.00%	12	4	0	Y		N	01/2026		\$378.40



Club Health Assessment for District 23 B through January 2026

			Status	Membership						Reports				Finance	LCIF	
Club Number	Club Name	Charter Date	Times in Status Quo in Past 2 Years	Current Member Count **	YTD Members Added	YTD Members Dropped	YTD Net Growth% ***	Member Count 1 Year Ago	Dropped Members Avg.Length of Service	Months Since Membership Update	Current Officers Reported ****	Current President Repeated Term	VP Reported *****	Last Date Reported Service (mm/yyyy)	Account Balance	YTD Donations
9027	GRANBY	03/20/1953	Active	59	10	0	20.41%	49		1	Y		N	12/2025		\$1,200.00
Exc Award (06/30/2022, 06/30/2023)																
9028	GREATER HARTFORD HOST	05/18/1922	Active	28	0	0	0.00%	28		6	Y		N	09/2024		\$175.00
64449	GREATER HARTFORD WEST INDIAN	06/28/2001	Active	30	0	0	0.00%	32		10	Y	5	N	03/2025		
128882	Hartford County Everest Centennial	09/12/2016	Active	36	1	16	-29.41%	42	3	1	Y		N	10/2025		\$1,300.00
Exc Award (06/30/2020, 06/30/2021, 06/30/2022, 06/30/2025)																
109889	HARTFORD DIVERSITY	12/15/2010	Cancelled(8*)	0	0	11	-100.00%	11	9	1	N	None		05/2025	90+ Days	
29404	HARTFORD EVENING	05/29/1974	Active	19	0	2	-9.52%	28	11	1	Y	8	R	08/2025		\$10.00
Exc Award (06/30/2021, 06/30/2022)																
51701	HARTFORD MULTI-NATIONAL	05/29/1991	Active	25	2	2	0.00%	26	6	1	Y	2	N	01/2026		\$1,825.00
Exc Award (06/30/2023)																
152799	Hartford Pak-K2	10/17/2022	Active	17	3	34	-64.58%	41	3	1	Y		N	03/2025		\$20.00
35723	HARTLAND	06/19/1978	Active	21	1	0	5.00%	21		0	Y	11	N	10/2025		\$300.00
9029	HARWINTON	01/30/1962	Active	33	0	0	0.00%	31		7	Y	2	N	12/2025		\$3,000.00
35043	KENT	02/03/1978	Active	70	4	4	0.00%	68	8	0	Y		IP	01/2026		\$129.80
9030	LITCHFIELD	01/30/1950	Active	46	0	6	-11.54%	57	6	3	Y	16	N	09/2025		\$1,000.00
9031	MANCHESTER	06/28/1949	Active	17	3	4	-5.56%	18	31	0	Y	3		01/2026		\$15.00
9032	MARLBOROUGH	10/28/1952	Active	21	1	0	5.00%	20		1	Y	2	N	11/2025		\$1,000.00
Exc Award (06/30/2021)																
9033	NEW BRITAIN	07/11/1922	Active	44	0	1	-2.22%	46	15	5	Y		N	12/2025		\$910.00
Exc Award (06/30/2021, 06/30/2023)																
9035	NEW HARTFORD	09/17/1970	Active	35	4	1	9.38%	31	4	0	Y	4	R	09/2025		\$1,500.00
Exc Award (06/30/2021, 06/30/2022, 06/30/2023, 06/30/2024)																
9037	NEW MILFORD	04/18/1929	Active	34	0	8	-19.05%	43	15	0	Y		N	01/2026		\$10.00
9038	NORFOLK	01/30/1951	Active	21	1	0	5.00%	19		4	Y	3	R	11/2024		
140733	Northwestern Connecticut Cyber	01/29/2020	Active	21	0	1	-4.55%	22	6	0	Y	5	R	01/2026		\$1,020.00
Exc Award (06/30/2023)																
9039	PLAINVILLE	05/15/1941	Active	22	0	0	0.00%	22		3	Y	9		01/2026		\$75.00
Exc Award (06/30/2024)																



Club Health Assessment for District 23 B through January 2026

			Status	Membership						Reports				Finance		LCIF
Club Number	Club Name	Charter Date	Times in Status Quo in Past 2 Years	Current Member Count **	YTD Members Added	YTD Members Dropped	YTD Net Growth***	Member Count 1 Year Ago	Dropped Members Avg.Length of Service	Months Since Membership Update	Current Officers Reported ****	Current President Repeated Term	VP Reported *****	Last Date Reported Service (mm/yyyy)	Account Balance	YTD Donations
154083	Riverton (CT)	03/28/2023	Active	36	3	6	-7.69%	29	4	0	Y	2	R	01/2026	90+ Days	\$9,679.23
Exc Award (06/30/2025)																
9040	ROCKY HILL	02/28/1949	Active	13	0	3	-18.75%	17	2	1	Y	2		05/2025		
127325	Rocky Hill Veteran	04/21/2016	Active	4	0	1	-20.00%	4	2	2	N		R	01/2026		
9042	SIMSBURY	06/15/1965	Active	23	2	0	9.52%	25		2	Y	2	R	10/2025		\$75.00
Exc Award (06/30/2018, 06/30/2023)																
9044	SOUTH WINDSOR	06/08/1961	Active	38	2	2	0.00%	38	14	0	Y	2	R	01/2026		\$700.00
Exc Award (06/30/2022, 06/30/2025)																
9043	SOUTHINGTON	02/05/1942	Active	28	6	1	21.74%	22	0	2	Y		N	12/2025		\$79.00
9045	SUFFIELD	04/29/1955	Active	8	2	0	33.33%	5		0	Y	2		09/2025		
9046	TERRYVILLE	06/27/1941	Active	86	6	4	2.38%	92	6	0	Y		N	01/2026		\$340.00
105281	THOMASTON	04/20/2009	Active	24	0	1	-4.00%	25	10	3	Y	9	R	10/2025		
9048	TORRINGTON	11/30/1925	Active	26	1	4	-10.34%	29	2	4	Y	2	R	01/2026		
9049	UNIONVILLE	11/29/1941	Active	20	0	0	0.00%	19		6	Y		R	04/2025		\$100.00
9050	WASHINGTON	05/31/1941	Active	32	0	4	-11.11%	37	28	0	Y	16	N	05/2025		
9051	WATERTOWN	10/25/1949	Active	40	1	1	0.00%	41	2	0	Y		N	07/2024		\$30.00
Exc Award (06/30/2023)																
140049	West Hartford Lumbini	10/18/2019	Active	41	0	0	0.00%	41		16	Y	2	R	08/2024		
Exc Award (06/30/2021)																
9053	WETHERSFIELD	11/29/1949	Active	10	0	0	0.00%	3		10	Y	9		07/2025	\$4.00	
9054	WINDSOR	12/15/1949	Active	46	1	0	2.22%	47		6	Y	2	N	01/2026		
Exc Award (06/30/2021, 06/30/2022, 06/30/2023)																
9055	WINDSOR LOCKS	06/06/1942	Active	81	2	0	2.53%	79		1	Y		N	12/2025	\$1,220.00	
Exc Award (06/30/2022)																
9056	WINSTED	03/16/1960	Active	14	0	4	-22.22%	18	16	1	Y	2	R	01/2026		
Exc Award (06/30/2021)																
9057	WOODBURY	04/08/1936	Active	59	4	6	-3.28%	61	7	1	Y		N	01/2026		
Exc Award (06/30/2022)																



Club Health Assessment for District 23 B through January 2026

						Status		Membership					Reports				Finance		LCIF	
						Times in Status Quo in Past 2 Years		Current Member Count **	YTD Members Added	YTD Members Dropped	YTD Net Growth***	Member Count 1 Year Ago	Dropped Members Avg.Length of Service	Months Since Membership Update	Current Officers Reported ****	Current President Repeated Term	VP Reported *****	Last Date Reported Service (mm/yyyy)	Account Balance	YTD Donations
Club Number	Club Name		Charter Date																	
Current Total Clubs Count	YTD New Clubs Count	YTD Cancelled Clubs Count	YTD Net Club Gain	Current Total Members Count	YTD Add	YTD Drop	YTD Net Growth	Member Count 12 Months Ago	Average Member Count Per Club	% of Clubs with less than 20 members	% No Officer Report in 12 Months	% of Clubs with balance 90+ days	Number of Clubs in Status Quo	% Status Quo Clubs in Financial Suspension	Number of Cancelled Clubs	Average Cancelled Club Age	Members Lost Due to Cancellation	% of Clubs Cancelled for Non-Financial Reasons		
55	0	1	-1	1,709	82	154	-72	-4.04%	1,775	31	27%	0%	4%	0	0%	1	15	11	0%	

* - P - Priority Club. Cancellation Reasons: 1-Objectives/conduct, 2-Non-active club, 5-Non-existing club, 6-Disbanding, 7-Merger, 8-Financial Suspension, 9-District/Multiple District Dues.

** Red denotes below 15 active members.

*** Red denotes 20% + loss.

**** Y - all 3 (President, Secretary, Treasurer) club officers reported, N - not all 3 reported.

***** Abbreviation: N-New, IP-Immediate Past, R-Repeat.



Club Health Assessment for District 23 C through January 2026

			Status	Membership						Reports				Finance	LCIF	
Club Number	Club Name	Charter Date	Times in Status Quo in Past 2 Years	Current Member Count **	YTD Members Added	YTD Members Dropped	YTD Net Growth% ***	Member Count 1 Year Ago	Dropped Members Avg.Length of Service	Months Since Membership Update	Current Officers Reported ****	Current President Repeated Term	VP Reported *****	Last Date Reported Service (mm/yyyy)	Account Balance	YTD Donations
Clubs less than two years old																
179958	Chaplin Veterans	12/19/2024	Active	21	0	1	-4.55%	21	0	3	Y	2	R	12/2025		
179116	Comstock Regional	10/17/2024	Active	22	2	4	-8.33%	25	1	2	Y		IP	01/2026		\$50.00
189649	Eastern CT Mental Wellness	08/29/2025	Active	21	22	1	100.00%	0	0	3	Y			01/2026		
182939	Forest City	06/26/2025	Active	22	2	2	0.00%	0	0	1	Y	2		01/2026		\$2,000.00
181235	UConn	03/13/2025	Active	35	11	2	34.62%	0	1	0	Y		R	03/2025		
179953	Willimantic Latino	12/18/2024	Active	16	2	1	6.67%	21	1	0	Y	2	R	01/2026		
Clubs more than two years old																
32002	BOLTON	04/05/1976	Active	7	0	0	0.00%	8		4	Y	7	R	09/2022		
52895	BOLTON REGIONAL	04/16/1992	Active	15	0	1	-6.25%	16	2	5	Y	5	R	12/2025		\$700.00
9059	CANTERBURY	06/12/1972	Active	33	3	2	3.13%	31	14	1	Y		R	01/2026		\$210.00
Exc Award (06/30/2017, 06/30/2022, 06/30/2024, 06/30/2025)																
9060	CLINTON	09/26/1950	Active	38	0	4	-9.52%	41	17	0	Y		R	11/2025		\$1,005.00
Exc Award (06/30/2021, 06/30/2022)																
9061	COLCHESTER	08/02/1949	Active	89	5	2	3.49%	83	3	0	Y		N	01/2026		\$35.00
Exc Award (06/30/2016, 06/30/2017, 06/30/2018, 06/30/2019, 06/30/2025)																
9062	COLUMBIA	05/23/1955	Active	33	2	1	3.13%	33	36	3	Y		N	08/2025		
Exc Award (06/30/2017)																
9063	COVENTRY	09/30/1952	Active	30	3	1	7.14%	30	2	2	Y	4	R	12/2025		\$210.00
138089	Cromwell CT	02/13/2020	Active	24	0	2	-7.69%	25	1	2	Y	5	R	01/2026		\$2,055.00
Exc Award (06/30/2022, 06/30/2023, 06/30/2024)																
9065	DANIELSON	04/01/1954	Active	19	1	0	5.56%	19		0	Y		N	12/2025		\$1,500.00
Exc Award (06/30/2018)																
9066	DEEP RIVER-CHESTER	09/01/1950	Active	18	1	0	5.88%	18		3	Y		N	05/2025		\$220.00
9067	DURHAM	10/24/1951	Active	13	0	0	0.00%	13		19	Y	17		11/2025		
9068	EAST HADDAM	02/21/1955	Active	29	0	0	0.00%	29		7	Y	7		12/2025	90+ Days	\$110.00
52684	EAST HADDAM COMMUNITY	03/13/1992	Active	63	7	0	12.50%	54		0	Y		N	06/2025		\$320.00
Exc Award (06/30/2018, 06/30/2023)																



Club Health Assessment for District 23 C through January 2026

			Status	Membership						Reports				Finance		LCIF
Club Number	Club Name	Charter Date	Times in Status Quo in Past 2 Years	Current Member Count **	YTD Members Added	YTD Members Dropped	YTD Net Growth% ***	Member Count 1 Year Ago	Dropped Members Avg.Length of Service	Months Since Membership Update	Current Officers Reported ****	Current President Repeated Term	VP Reported *****	Last Date Reported Service (mm/yyyy)	Account Balance	YTD Donations
9069	EAST HAMPTON	03/30/1957	Active	44	0	5	-10.20%	49	4	0	Y	3	N	01/2026		\$7,049.62
	Exc Award (06/30/2022)															
103885	EASTERN CONNECTICUT ASIAN AND AMERICAN L C	11/03/2008	Cancelled(8*)	0	0	9	-100.00%	9	12	1	N	None		02/2025	90+ Days	
141872	Eastern Connecticut Virtual	06/26/2020	Active	6	0	1	-14.29%	7	6	3	Y	2	R	02/2025		
127444	Ellington Centennial	05/06/2016	Active	13	0	0	0.00%	12		7	Y		N	07/2025		
	Exc Award (06/30/2023)															
9070	ESSEX	08/24/1950	Active	48	0	7	-12.73%	50	13	3	Y		N	01/2026		\$85.00
9071	FRANKLIN	03/18/1968	Active	16	0	0	0.00%	17		3	Y	17		10/2025		\$50.00
	Exc Award (06/30/2022)															
9073	HADDAM	09/12/1951	Active	6	0	0	0.00%	6		0	N	None		02/2025		
9074	HEBRON	12/03/1969	Active	58	1	6	-7.94%	60	16	0	Y		N	06/2025		\$25,180.00
	Exc Award (06/30/2021)															
9075	KILLINGWORTH	11/18/1970	Active	50	2	4	-3.85%	59	3	2	Y		N	01/2026		\$2,150.00
	Exc Award (06/30/2018, 06/30/2019, 06/30/2020, 06/30/2023)															
9076	LEBANON	01/31/1952	Active	53	0	1	-1.85%	50	2	2	Y	2	N	11/2025		\$1,694.73
	Exc Award (06/30/2024)															
9077	LEDYARD	08/11/1960	Active	43	9	3	16.22%	36	18	0	Y	2	R	01/2026		\$1,120.00
	Exc Award (06/30/2023, 06/30/2024, 06/30/2025)															
129793	LISBON-GRISWOLD CENTENNIAL	01/13/2017	Active	20	2	0	11.11%	18		6	Y		N	10/2025		\$346.00
	Exc Award (06/30/2021)															
9078	LYME OLD LYME L C	04/11/1972	Active	37	2	5	-7.50%	37	3	0	N			01/2026		\$80.00
	Exc Award (06/30/2022)															
9097	MANSFIELD	04/07/1952	Active	18	3	0	20.00%	15		0	Y	9		12/2025		\$5.00
	Exc Award (06/30/2022)															
9079	MIDDLEFIELD	05/11/1956	Active	33	0	1	-2.94%	31	22	2	Y		N	01/2026		\$77.00
9080	MIDDLETOWN	05/28/1929	Active	6	0	1	-14.29%	12	5	0	N	3	N	10/2024		\$3,451.96
	Exc Award (06/30/2018, 06/30/2019, 06/30/2020, 06/30/2021, 06/30/2022)															
9081	MONTVILLE	06/11/1958	Active	15	0	1	-6.25%	16	15	4	Y			11/2025		\$360.00
	Exc Award (06/30/2018)															



Club Health Assessment for District 23 C through January 2026

INTERNATIONAL

			Status	Membership						Reports				Finance		LCIF
Club Number	Club Name	Charter Date	Times in Status Quo in Past 2 Years	Current Member Count **	YTD Members Added	YTD Members Dropped	YTD Net Growth% ***	Member Count 1 Year Ago	Dropped Members Avg.Length of Service	Months Since Membership Update	Current Officers Reported ****	Current President Repeated Term	VP Reported *****	Last Date Reported Service (mm/yyyy)	Account Balance	YTD Donations
52745	MONTVILLE MOHEGAN-PEQUOT Exc Award (06/30/2016, 06/30/2022, 06/30/2023, 06/30/2024)	03/27/1992	Active	15	0	2	-11.76%	17	5	4	Y	2		01/2026		\$35.00
9083	MYSTIC Exc Award (06/30/2017)	09/15/1949	Active	40	0	2	-4.76%	44	32	0	Y		N	01/2026		\$925.00
9084	NEW LONDON Exc Award (06/30/2021, 06/30/2022)	08/15/1922	Active	18	0	0	0.00%	18		20	Y	4	R	05/2025		\$100.00
9085	NIANTIC Exc Award (06/30/2021, 06/30/2022)	08/23/1949	Active	61	2	2	0.00%	64	19	0	Y	2	N	01/2026		\$60.00
9086	NORTH STONINGTON Exc Award (06/30/2017, 06/30/2018, 06/30/2021, 06/30/2022, 06/30/2023)	03/27/1967	Active	31	0	0	0.00%	29		7	Y	2		01/2026		
9087	NORWICH Exc Award (06/30/2024)	04/11/1939	Active	10	2	3	-9.09%	11	13	2	Y		IP	12/2025		
9089	OLD SAYBROOK Exc Award (06/30/2022, 06/30/2024)	06/27/1950	Active	27	0	1	-3.57%	32	6	2	Y	2	R	12/2025		\$1,849.43
9090	PAWCATUCK Exc Award (06/30/2022)	10/25/1950	Active	32	4	1	10.34%	31	38	2	Y	3	R	11/2025		
9082	PLAINFIELD Exc Award (06/30/2022, 06/30/2023, 06/30/2024)	12/13/1951	Active	26	1	1	0.00%	29	47	0	Y		N	01/2026		
9091	POMFRET Exc Award (06/30/2022)	09/09/1954	Active	37	2	10	-17.78%	26	15	0	Y	3		04/2021		\$50.00
135479	Portland Exc Award (06/30/2019, 06/30/2020, 06/30/2022)	06/29/2018	Active	26	3	0	13.04%	25		0	Y	2	R	01/2026		\$110.00
9093	PUTNAM Exc Award (06/30/2019, 06/30/2020, 06/30/2022, 06/30/2023, 06/30/2025)	09/29/1949	Active	51	1	2	-1.92%	56	24	2	Y	2	R	11/2025		\$1,050.00
9094	SALEM Exc Award (06/30/2021, 06/30/2023, 06/30/2024)	05/17/1973	Active	38	3	0	8.57%	31		0	Y	2		01/2026		
9095	SOMERS Exc Award (06/30/2024)	01/30/1953	Active	17	0	0	0.00%	18		8	Y	8	R	01/2026		
9096	STAFFORD	07/30/1951	Active	21	1	1	0.00%	22	7	0	Y	2		01/2026		\$500.00



Club Health Assessment for District 23 C through January 2026

			Status			Membership					Reports				Finance		LCIF		
Club Number	Club Name	Charter Date	Times in Status Quo in Past 2 Years		Current Member Count **	YTD Members Added	YTD Members Dropped	YTD Net Growth% ***	Member Count 1 Year Ago	Dropped Members Avg.Length of Service	Months Since Membership Update	Current Officers Reported ****	Current President Repeated Term	VP Reported *****	Last Date Reported Service (mm/yyyy)	Account Balance	YTD Donations		
Exc Award (06/30/2021, 06/30/2022)																			
60877	TAFTVILLE	06/15/1998	Active		14	0	0	0.00%	16		7	Y			06/2025				
Exc Award (06/30/2016, 06/30/2017, 06/30/2018)																			
9099	THOMPSON	04/29/1953	Active		41	9	0	28.13%	37		3	Y	2	R	05/2025				
Exc Award (06/30/2023)																			
9100	TOLLAND	11/10/1969	Active		25	0	0	0.00%	28		6	Y	3		06/2025		\$2,100.00		
Exc Award (06/30/2017, 06/30/2024, 06/30/2025)																			
133871	Vernon-Rockville	04/10/2018	Active		6	0	0	0.00%	6		12	N	None		05/2025				
Exc Award (06/30/2021)																			
53387	WATERFORD REGIONAL	06/30/1992	Active		26	1	3	-7.14%	22	25	0	Y		N	01/2026		\$614.00		
Exc Award (06/30/2017, 06/30/2018, 06/30/2019, 06/30/2020, 06/30/2021, 06/30/2022, 06/30/2025)																			
9102	WILLIMANTIC	03/31/1941	Active		37	5	5	0.00%	36	1	3	Y		N	08/2025		\$3,621.07		
Exc Award (06/30/2022, 06/30/2023)																			
9103	WOODSTOCK	01/16/1956	Active		22	0	3	-12.00%	25	9	3	Y		R	03/2025		\$105.00		
Exc Award (06/30/2023)																			
Current Total Clubs Count	YTD New Clubs Count	YTD Cancelled Clubs Count	YTD Net Club Gain	Current Total Members Count	YTD Add	YTD Drop	YTD Net Growth	YTD Net Growth %	Member Count 12 Months Ago	Average Member Count Per Club	% of Clubs with less than 20 members	% No Officer Report in 12 Months	% of Clubs with balance 90+ days	Number of Clubs in Status Quo	% Status Quo Clubs in Financial Suspension	Number of Cancelled Clubs	Average Cancelled Club Age	Members Lost Due to Cancellation	% of Clubs Cancelled for Non-Financial Reasons
57	1	1	0	1,635	114	104	10	0.62%	1,574	29	33%	2%	2%	0	0%	1	17	9	0%

* - P - Priority Club. Cancellation Reasons: 1-Objectives/conduct, 2-Non-active club, 5-Non-existing club, 6-Disbanding, 7-Merger, 8-Financial Suspension, 9-District/Multiple District Dues.

** Red denotes below 15 active members.

*** Red denotes 20% + loss.

**** Y - all 3 (President, Secretary, Treasurer) club officers reported, N - not all 3 reported.

***** Abbreviation: N-New, IP-Immediate Past, R-Repeat.




Club Health Assessment for District 33 Y through January 2026

			Status	Membership						Reports				Finance	LCIF	
Club Number	Club Name	Charter Date	Times in Status Quo in Past 2 Years	Current Member Count **	YTD Members Added	YTD Members Dropped	YTD Net Growth% ***	Member Count 1 Year Ago	Dropped Members Avg.Length of Service	Months Since Membership Update	Current Officers Reported ****	Current President Repeated Term	VP Reported *****	Last Date Reported Service (mm/yyyy)	Account Balance	YTD Donations
Clubs more than two years old																
11924	ADAMS	07/31/1939	Active	60	3	2	1.69%	63	3	0	Y		N	12/2025		
11925	AGAWAM	03/17/1944	Active	70	1	2	-1.41%	67	10	0	Y		N	07/2025		\$500.00
117176	AMHERST	06/15/2012	Active	2	0	0	0.00%	2		29	N	None		09/2017		
11928	BELCHERTOWN	09/06/1945	Active	44	2	2	0.00%	45	7	2	Y		N	11/2018	90+ Days	
11929	CHARLEMONT	11/20/1946	Active	11	0	2	-15.38%	13	4	0	Y	3	R	09/2024		\$38.00
11930	CHESHIRE	11/08/1955	Active	25	1	2	-3.85%	29	7	1	Y		N	08/2025		\$1,000.00
11933	CUMMINGTON	01/07/1968	Cancelled(8*)	0	0	7	-100.00%	7	25	1	N	None		06/2013	90+ Days	
11934	DALTON	12/22/1960	Active	17	0	2	-10.53%	19	21	5	N	None		08/2011		\$50.00
11969	DEERFIELD	04/12/1946	Active	16	0	0	0.00%	16		9	Y	17	R	01/2021		
11936	EAST LONGMEADOW	02/22/1943	Active	47	5	2	6.82%	40	18	0	Y		N	04/2025		
11938	GRANBY	08/11/1953	Active	25	1	1	0.00%	23	21	2	Y	3		04/2019		
11939	GRANVILLE-TOLLAND L C	06/02/1965	Active	18	0	0	0.00%	23		8	Y	2	R	09/2018		
11944	HATFIELD	12/20/1944	Active	15	0	1	-6.25%	19	9	2	Y		N	06/2025		
11945	HINSDALE	12/16/1954	Active	22	0	0	0.00%	23		7	Y	8	R	11/2025		
11946	HOLYOKE	11/24/1922	Active	7	0	0	0.00%	8		8	N	None		12/2018		
11948	HUNTINGTON	09/11/1951	Active	10	0	0	0.00%	9		6	Y	3	R	07/2025		
11951	LEE	12/08/1964	Active	27	0	4	-12.90%	30	11	0	Y		N	01/2026		\$53.00
11954	LUDLOW	01/18/1943	Active	38	0	0	0.00%	39		1	Y	3	N	08/2021		\$60.00
11956	NORTH ADAMS	07/28/1938	Active	22	4	2	10.00%	20	6	1	Y		N	01/2026		\$350.00
11957	NORTHAMPTON	03/16/1936	Active	32	0	0	0.00%	31		10	Y	2		01/2026		
41332	PELHAM	05/25/1982	P- Active	0	0	0	0.00%	1		7	N	None		11/2019		
11959	PITTSFIELD	08/01/1922	Active	9	1	6	-35.71%	14	14	1	Y	6		09/2025		\$575.00
11962	SOUTHAMPTON	02/19/1962	Active	27	1	3	-6.90%	29	21	0	Y		N	12/2018	90+ Days	
11964	SOUTHWICK	04/02/1947	Active	60	4	4	0.00%	58	3	0	Y	2	N	01/2026	90+ Days	\$807.00
Exc Award (06/30/2024)																
11967	SPRINGFIELD 16 ACRES	04/25/1947	Active	20	0	0	0.00%	21		7	Y	4		07/2025		\$50.00
11968	STOCKBRIDGE	05/18/1965	Active	4	0	0	0.00%	4		65	N	None				



Club Health Assessment for District 33 Y through January 2026



						Status				Membership					Reports				Finance		LCIF
Club Number	Club Name	Charter Date				Times in Status Quo in Past 2 Years	Current Member Count **	YTD Members Added	YTD Members Dropped	YTD Net Growth% ***	Member Count 1 Year Ago	Dropped Members Avg.Length of Service	Months Since Membership Update	Current Officers Reported ****	Current President Repeated Term	VP Reported *****	Last Date Reported Service (mm/yyyy)	Account Balance	YTD Donations		
11972	WEST SPRINGFIELD	10/31/1945				Active	66	1	4	-4.35%	69	18	0	Y		N	11/2024		\$650.00		
11974	WILBRAHAM	09/19/1946				Active	9	0	0	0.00%	9		2	Y	9		10/2025				
11970	WILLIAMSBURG	10/05/1971				Active	11	0	0	0.00%	11		2	N	None		11/2022				
Current Total Clubs Count	YTD New Clubs Count	YTD Cancelled Clubs Count	YTD Net Club Gain	Current Total Members Count	YTD Add	YTD Drop	YTD Net Growth	YTD Net Growth %	Member Count 12 Months Ago	Average Member Count Per Club	% of Clubs with less than 20 members	% No Officer Report in 12 Months	% of Clubs with balance 90+ days	Number of Clubs in Status Quo	% Status Quo Clubs in Financial Suspension	Number of Cancelled Clubs	Average Cancelled Club Age	Members Lost Due to Cancellation	% of Clubs Cancelled for Non-Financial Reasons		
28	0	1	-1	714	24	46	-22	-2.99%	742	26	46%	18%	11%	0	0%	1	58	7	0%		

* - P - Priority Club. Cancellation Reasons: 1-Objectives/conduct, 2-Non-active club, 5-Non-existing club, 6-Disbanding, 7-Merger, 8-Financial Suspension, 9-District/Multiple District Dues.

** Red denotes below 15 active members.

*** Red denotes 20% + loss.

**** Y - all 3 (President, Secretary, Treasurer) club officers reported, N - not all 3 reported.

***** Abbreviation: N-New, IP-Immediate Past, R-Repeat.



Club Health Assessment for District 33 A through January 2026

			Status	Membership						Reports				Finance	LCIF	
Club Number	Club Name	Charter Date	Times in Status Quo in Past 2 Years	Current Member Count **	YTD Members Added	YTD Members Dropped	YTD Net Growth% ***	Member Count 1 Year Ago	Dropped Members Avg.Length of Service	Months Since Membership Update	Current Officers Reported ****	Current President Repeated Term	VP Reported *****	Last Date Reported Service (mm/yyyy)	Account Balance	YTD Donations
Clubs less than two years old																
157827	Worcester	04/11/2024	Active	17	0	1	-5.56%	23	2	1	Y		N	05/2025		\$1,090.00
Clubs more than two years old																
11976	ASHBURNHAM	02/15/1965	Active	30	2	1	3.45%	29	0	3	Y		R	10/2025		\$25.00
11977	ATHOL	01/31/1950	Active	45	1	1	0.00%	44	3	0	Y		N	10/2025		\$30.00
11978	AUBURN	05/22/1952	Active	5	0	0	0.00%	5		24	Y	4		03/2025		\$100.00
11979	BARRE	06/16/1964	Active	22	3	0	15.79%	19		0	Y	2	N	12/2025		\$250.00
Exc Award (06/30/2018, 06/30/2020)																
131951	Bay State VIP	06/28/2017	Active	2	0	0	0.00%	2		22	Y	9		12/2025		
11980	BERLIN	03/23/1965	Active(1)	10	2	3	-9.09%	11	10	0	Y	2		03/2025		\$50.00
11981	BOLTON	06/09/1964	Active(1)	6	3	0	100.00%	4		0	Y			10/2025		\$10.00
11983	BOYLSTON	03/10/1964	Active	47	0	0	0.00%	48		7	Y		R	10/2025		
11984	BROOKFIELDS	05/25/1943	Active	35	0	0	0.00%	33		8	Y	8	R	10/2025		\$20.00
Exc Award (06/30/2020)																
31336	CHARLTON	11/10/1975	Active	22	3	3	0.00%	27	13	0	N		N	12/2025		\$35.00
11985	CLINTON	02/09/1942	Active	1	0	0	0.00%	1		22	Y	12		05/2025		
11987	FITCHBURG COMMUNITY	10/06/1949	Active	14	1	3	-12.50%	17	3	2	Y	6		09/2025		\$440.00
11988	GARDNER	08/25/1949	Active	41	1	5	-8.89%	47	12	2	Y		IP	10/2025		\$10.00
11989	GRAFTON	01/01/1955	Active	33	5	3	6.45%	32	8	0	Y		N	12/2025		\$100.00
Exc Award (06/30/2021)																
11990	HARVARD	03/16/1957	Active	66	3	0	4.76%	71		0	Y			01/2026		\$230.00
Exc Award (06/30/2020)																
68651	HOPEDALE	04/18/2003	Active(1)	3	0	0	0.00%	3		19	Y	9		07/2025		\$150.00
31433	HUBBARDSTON	12/15/1975	Active	44	2	2	0.00%	44	5	0	Y		IP	10/2025		\$1,000.00
Exc Award (06/30/2018, 06/30/2020, 06/30/2023)																
11993	LEICESTER	11/28/1945	Active	8	0	4	-33.33%	12	18	1	Y	8		09/2025		\$25.00
78715	LEOMINSTER	04/06/2004	Active	15	2	0	15.38%	14		5	Y	2		02/2025		\$500.00
98119	LUNENBURG TURKEY HILL FAMILY	01/01/2007	Active	71	7	8	-1.39%	72	9	0	Y	3		11/2024		\$500.00




Club Health Assessment for District 33 A through January 2026

			Status	Membership						Reports				Finance	LCIF	
Club Number	Club Name	Charter Date	Times in Status Quo in Past 2 Years	Current Member Count **	YTD Members Added	YTD Members Dropped	YTD Net Growth% ***	Member Count 1 Year Ago	Dropped Members Avg.Length of Service	Months Since Membership Update	Current Officers Reported ****	Current President Repeated Term	VP Reported *****	Last Date Reported Service (mm/yyyy)	Account Balance	YTD Donations
28181	MENDON	03/22/1974	Active	41	3	0	7.89%	39		2	Y		N	01/2026	90+ Days	\$997.00
Exc Award (06/30/2018, 06/30/2022)																
11996	MILFORD	09/23/1952	Active	55	3	2	1.85%	55	19	2	Y			01/2026		\$3,489.00
30101	MILLBURY	01/06/1975	Active	53	1	0	1.92%	54		6	Y		N	01/2026		
11997	MONSON	06/06/1955	Active	21	4	0	23.53%	15		1	Y	2		01/2026		\$500.00
Exc Award (06/30/2021, 06/30/2025)																
11998	NORTHBORO	12/06/1950	Active(1)	11	1	8	-38.89%	19	14	0	Y	2		11/2025		\$25.00
30580	ORANGE	04/24/1975	Active	6	0	0	0.00%	6		2	Y	2		09/2025		\$30.00
11999	OXFORD	09/28/1945	Active	18	0	0	0.00%	20		7	Y	5	N	01/2026		\$520.00
12000	PALMER	05/26/1949	Active	17	1	0	6.25%	16		3	Y		N	05/2025		\$215.00
42401	PAXTON	03/29/1983	Active	17	1	2	-5.56%	19	14	1	Y	2	N	12/2025		
Exc Award (06/30/2021, 06/30/2023)																
31434	PETERSHAM	12/08/1975	Active	35	0	0	0.00%	30		5	Y		N	01/2026		
33021	PHILLIPSTON	11/29/1976	Active	4	0	0	0.00%	4		22	Y	3		12/2025		\$100.00
12001	RUTLAND	10/05/1971	Active	45	0	0	0.00%	50		5	Y		N	01/2026		\$5.00
12002	SHREWSBURY	06/01/1943	Active	21	0	2	-8.70%	24	9	2	Y	7	N	07/2025		
12004	SOUTHBRIDGE	04/30/1937	Active	64	0	0	0.00%	66		12	Y		N	12/2025	\$500.00	
12007	STURBRIDGE	01/04/1966	Active	21	0	1	-4.55%	23	22	4	Y		N	12/2025		
44012	SUTTON	06/18/1984	Active	46	1	0	2.22%	44		5	Y	2	R	12/2025		
Exc Award (06/30/2024)																
31547	TEMPLETON	01/26/1976	Active	22	0	3	-12.00%	23	10	2	Y		R	01/2026		
125093	Uxbridge	06/10/2015	Active	14	0	0	0.00%	14		20	Y	3	R	01/2026	\$5.00	
12010	WARE	09/18/1945	Active	12	1	4	-20.00%	15	39	3	Y	3	R	01/2026	\$25.00	
12012	WEBSTER	09/26/1929	Active	16	0	1	-5.88%	18	11	1	Y		IP	10/2025	\$30.00	
103407	WEST BROOKFIELD	08/26/2008	Active	14	0	1	-6.67%	16	11	6	Y	9		05/2025		
55632	WESTBOROUGH	04/29/1994	Active	8	0	1	-11.11%	9	4	1	Y	2	R	01/2026	\$20.00	
12015	WESTMINSTER	06/22/1959	Active	29	0	0	0.00%	30		0	Y	2		05/2025	\$600.00	
12016	WINCHENDON	09/18/1963	Active	19	0	0	0.00%	23		7	Y	3	N	01/2026	\$45.00	



Club Health Assessment for District 33 A through January 2026

 Club NumberClub NameCharter Date						Status		Membership					Reports				Finance		LCIF
						Times in Status Quo in Past 2 Years	Current Member Count **	YTD Members Added	YTD Members Dropped	YTD Net Growth***	Member Count 1 Year Ago	Dropped Members Avg.Length of Service	Months Since Membership Update	Current Officers Reported ****	Current President Repeated Term	VP Reported *****	Last Date Reported Service (mm/yyyy)	Account Balance	YTD Donations
Current Total Clubs Count	YTD New Clubs Count	YTD Cancelled Clubs Count	YTD Net Club Gain	Current Total Members Count	YTD Add	YTD Drop	YTD Net Growth	Member Count 12 Months Ago	Average Member Count Per Club	% of Clubs with less than 20 members	% No Officer Report in 12 Months	% of Clubs with balance 90+ days	Number of Clubs in Status Quo	% Status Quo Clubs in Financial Suspension	Number of Cancelled Clubs	Average Cancelled Club Age	Members Lost Due to Cancellation	% of Clubs Cancelled for Non-Financial Reasons	
45	0	0	0	1,146	51	59	-8	-0.69%	1,190	25	49%	0%	2%	0	0%	0	0	0	0%

* - P - Priority Club. Cancellation Reasons: 1-Objectives/conduct, 2-Non-active club, 5-Non-existing club, 6-Disbanding, 7-Merger, 8-Financial Suspension, 9-District/Multiple District Dues.

** Red denotes below 15 active members.

*** Red denotes 20% + loss.

**** Y - all 3 (President, Secretary, Treasurer) club officers reported, N - not all 3 reported.

***** Abbreviation: N-New, IP-Immediate Past, R-Repeat.




Club Health Assessment for District 33 N through January 2026

			Status	Membership						Reports				Finance	LCIF	
Club Number	Club Name	Charter Date	Times in Status Quo in Past 2 Years	Current Member Count **	YTD Members Added	YTD Members Dropped	YTD Net Growth% ***	Member Count 1 Year Ago	Dropped Members Avg.Length of Service	Months Since Membership Update	Current Officers Reported ****	Current President Repeated Term	VP Reported *****	Last Date Reported Service (mm/yyyy)	Account Balance	YTD Donations
Clubs more than two years old																
12020	ACTON	08/18/1955	Active	62	0	6	-8.82%	68	18	0	Y		N	01/2026		\$2,450.00
	Exc Award (06/30/2016)															
12021	AMESBURY	02/26/1950	Active	46	2	0	4.55%	45		0	Y	2		01/2026		\$1,175.00
	Exc Award (06/30/2017, 06/30/2022)															
12026	BILLERICA	03/19/1957	Active	36	9	10	-2.70%	37	6	0	Y		N	01/2026		\$600.00
	Exc Award (06/30/2017)															
12028	CHELMSFORD	01/19/1948	Active	11	0	1	-8.33%	13	3	1	Y			01/2026		
	Exc Award (06/30/2023)															
12029	CONCORD	10/08/1941	Active	26	0	0	0.00%	24		3	Y	3		01/2026		\$500.00
	Exc Award (06/30/2021)															
12030	DANVERS	10/31/1939	Active	14	0	0	0.00%	10		7	Y			11/2023		
12031	DRACUT	10/20/1972	Active	12	5	1	50.00%	8	50	3	Y	6	N	12/2019		\$200.00
34830	DUNSTABLE-TYNGSBORO L C	12/20/1977	Active	21	0	0	0.00%	21		5	Y		R	01/2026		\$195.00
	Exc Award (06/30/2021, 06/30/2022)															
12032	ESSEX	02/17/1955	Active	4	0	2	-33.33%	6	11	3	Y	10	IP	10/2025		
125191	Essex County Regional	06/18/2015	Active	3	3	2	50.00%	2	14	0	Y			05/2022		
	Exc Award (06/30/2017)															
12036	HAVERHILL	11/27/1944	Active	32	0	1	-3.03%	36	5	4	Y		N	01/2026		\$170.00
	Exc Award (06/30/2017, 06/30/2021, 06/30/2022, 06/30/2024)															
12037	IPSWICH	11/25/1958	Active	5	0	1	-16.67%	9	20	0	Y	6		01/2026		
	Exc Award (06/30/2017)															
12038	LAWRENCE	12/18/1923	Active	2	0	0	0.00%	2		18	N	None		09/2024		
34753	LAWRENCE LATIN	12/08/1977	Active(1)	22	0	0	0.00%	22		18	Y		R	07/2022		
12039	LEXINGTON	10/03/1935	Active	36	2	0	5.88%	35		1	Y	2	R	01/2026		\$200.00
12041	LOWELL	08/08/1923	Active	17	0	0	0.00%	17		13	Y	2	N	09/2025		\$175.00
	Exc Award (06/30/2017, 06/30/2022)															
12042	LYNN	12/26/1922	Active	31	0	0	0.00%	37		9	N	None		01/2019		
53225	LYNN SHOE CITY	06/04/1992	Active	30	1	1	0.00%	33	18	3	Y	2	N	01/2026		\$300.00
	Exc Award (06/30/2016, 06/30/2017, 06/30/2019, 06/30/2023)															



Club Health Assessment for District 33 N through January 2026


			Status	Membership						Reports				Finance	LCIF	
Club Number	Club Name	Charter Date	Times in Status Quo in Past 2 Years	Current Member Count **	YTD Members Added	YTD Members Dropped	YTD Net Growth% ***	Member Count 1 Year Ago	Dropped Members Avg.Length of Service	Months Since Membership Update	Current Officers Reported ****	Current President Repeated Term	VP Reported *****	Last Date Reported Service (mm/yyyy)	Account Balance	YTD Donations
12043	LYNN WYOMA	11/20/1953	Active	43	0	1	-2.27%	44	44	3	Y		N	01/2026		\$2,775.00
Exc Award (06/30/2017, 06/30/2023, 06/30/2024)																
12045	MAGNOLIA	06/07/1946	Active	10	0	0	0.00%	10		25	N	None		06/2019		
12048	MELROSE	10/26/1925	Active	10	0	0	0.00%	10		17	N	19		10/2021		\$800.00
12049	MERRIMAC	04/28/1948	Active	12	0	2	-14.29%	14	25	1	N	None		08/2023		
12050	METHUEN	10/23/1953	Active	5	0	0	0.00%	9		7	Y	10		08/2025		\$570.00
12052	NAHANT	06/23/1954	Active	23	1	1	0.00%	23	37	1	Y	2		03/2023		
33668	NEWBURYPORT	04/19/1977	Active	31	3	0	10.71%	33		0	Y		N	01/2026		\$225.00
Exc Award (06/30/2023)																
12054	NORTH ANDOVER	03/19/1956	Active	18	0	2	-10.00%	18	27	5	Y	3	N	01/2026		\$90.00
12056	PEABODY	05/31/1945	Active(1)	35	0	1	-2.78%	36	1	0	Y	7		01/2026		
12057	PEPPERELL	12/12/1947	Active	48	3	2	2.13%	51	37	0	N	None	N	12/2025	90+ Days	
Exc Award (06/30/2017)																
12058	READING	04/20/1938	Active	34	2	3	-2.86%	35	11	1	Y		N	09/2025	\$200.00	
12060	SALISBURY	02/27/1949	Active	40	4	0	11.11%	38		2	N	3		10/2024		
Exc Award (06/30/2021)																
12061	SAUGUS	11/30/1928	Active	45	2	5	-6.25%	49	8	0	Y		N	01/2026	\$50.00	
Exc Award (06/30/2023, 06/30/2024)																
12064	TEWKSBURY	11/13/1954	Active	27	2	1	3.85%	34	6	4	Y		N	10/2023	90+ Days	
Exc Award (06/30/2017)																
12066	TOWNSEND	04/05/1966	Active	39	4	2	5.41%	38	52	2	Y	4	R	01/2026	\$1,000.00	
Exc Award (06/30/2017, 06/30/2022)																
12067	WAKEFIELD	06/26/1930	Active(1)	9	0	0	0.00%	10		7	Y	7		07/2018		
46478	WOBURN BREAKFAST	07/24/1986	Active	26	0	0	0.00%	26		2	Y		N	11/2025		
Exc Award (06/30/2017)																
12071	WOBURN HOST	06/28/1950	Active	83	0	0	0.00%	83		5	Y			12/2025	\$1,750.00	
53501	WOBURN MIDDLESEX	07/01/1992	Active	68	4	4	0.00%	66	21	2	Y		N	01/2026	\$460.00	

Clubs Cancelled Previous Fiscal Year – Clubs Cancelled within last 12 months may be reinstated

Club Number	Club Name	Charter Date	Current Status*	Cancellation Date
-------------	-----------	--------------	-----------------	-------------------



Club Health Assessment for District 33 N through January 2026



						Status		Membership					Reports				Finance		LCIF
						Times in Status Quo in Past 2 Years	Current Member Count **	YTD Members Added	YTD Members Dropped	YTD Net Growth***	Member Count 1 Year Ago	Dropped Members Avg.Length of Service	Months Since Membership Update	Current Officers Reported ****	Current President Repeated Term	VP Reported *****	Last Date Reported Service (mm/yyyy)	Account Balance	YTD Donations
Club Number	Club Name	Charter Date																	
12023	AYER	10/22/1930	Cancelled(8*)		06/29/2025														
152398	Peabody North Shore	08/24/2022	Cancelled(6*)		06/29/2025														
Current Total Clubs Count	YTD New Clubs Count	YTD Cancelled Clubs Count	YTD Net Club Gain	Current Total Members Count	YTD Add	YTD Drop	YTD Net Growth	YTD Net Growth %	Member Count 12 Months Ago	Average Member Count Per Club	% of Clubs with less than 20 members	% No Officer Report in 12 Months	% of Clubs with balance 90+ days	Number of Clubs in Status Quo	% Status Quo Clubs in Financial Suspension	Number of Cancelled Clubs	Average Cancelled Club Age	Members Lost Due to Cancellation	% of Clubs Cancelled for Non-Financial Reasons
37	0	0	0	1,016	47	49	-2	-0.20%	1,052	27	38%	8%	5%	0	0%	0	0	0	0%

* - P - Priority Club. Cancellation Reasons: 1-Objectives/conduct, 2-Non-active club, 5-Non-existing club, 6-Disbanding, 7-Merger, 8-Financial Suspension, 9-District/Multiple District Dues.

** Red denotes below 15 active members.

*** Red denotes 20% + loss.

**** Y - all 3 (President, Secretary, Treasurer) club officers reported, N - not all 3 reported.

***** Abbreviation: N-New, IP-Immediate Past, R-Repeat.



Club Health Assessment for District 33 K through January 2026

			Status	Membership						Reports				Finance	LCIF	
Club Number	Club Name	Charter Date	Times in Status Quo in Past 2 Years	Current Member Count **	YTD Members Added	YTD Members Dropped	YTD Net Growth% ***	Member Count 1 Year Ago	Dropped Members Avg.Length of Service	Months Since Membership Update	Current Officers Reported ****	Current President Repeated Term	VP Reported *****	Last Date Reported Service (mm/yyyy)	Account Balance	YTD Donations
Clubs more than two years old																
12072	ARLINGTON	01/31/1938	Active	7	0	0	0.00%	8		5	N	None		11/2022		
12073	ASHLAND	04/25/1967	Active	76	4	5	-1.30%	83	31	1	Y			01/2026		\$2,700.00
Exc Award (06/30/2016, 06/30/2018)																
54623	ASHLAND GREATER ASHLAND	06/21/1993	Active	29	0	2	-6.45%	31	4	0	Y	4	R	01/2026		\$1,100.00
Exc Award (06/30/2017, 06/30/2018, 06/30/2020)																
12075	BELLINGHAM	11/08/1950	Active	40	0	0	0.00%	37		5	Y			01/2026		\$2,100.00
12076	BELMONT	05/29/1948	Active	64	1	3	-3.03%	65	23	2	Y		N	01/2026		\$500.00
12077	BLACKSTONE	03/21/1959	Active	12	0	1	-7.69%	14	1	5	Y	2	R	10/2025		
Exc Award (06/30/2017)																
46824	BOSTON CHINATOWN	01/27/1987	Active	28	0	0	0.00%	25		3	Y		N	10/2025		\$5,100.00
Exc Award (06/30/2016, 06/30/2018)																
40113	BOSTON HOST	06/24/1981	Active	29	3	2	3.57%	27	11	0	Y		R	01/2026		\$753.00
110708	BOSTON UNIVERSITY EYE ASSOCIATES	04/04/2011	Active	33	4	1	10.00%	30	2	2	Y	7	R	10/2023		
108560	CAMBRIDGE	06/04/2010	Active	3	0	0	0.00%	3		4	N	5		10/2023		\$125.00
12086	CANTON	12/04/1957	Active	28	0	2	-6.67%	26	6	6	Y	2	N	10/2023		
45093	CHARLESTOWN	06/18/1985	Active	9	0	0	0.00%	15		7	N	2	N	10/2022		
12091	FOXBORO	09/09/1931	Active	58	10	2	16.00%	50	9	0	Y		N	10/2023		\$1,000.00
12092	FRAMINGHAM	05/19/1949	Active	19	0	0	0.00%	20		0	Y	8	N	01/2026		\$300.00
Exc Award (06/30/2017)																
12093	FRANKLIN	02/27/1945	Active	11	0	2	-15.38%	14	4	1	Y			12/2025		\$100.00
Exc Award (06/30/2017, 06/30/2019)																
107695	FRANKLIN HIMALAYAN NEW ENGLAND	03/10/2010	Active	33	5	1	13.79%	33	1	6	Y	2	R	11/2023		
12094	HINGHAM	03/21/1955	Active(1)	1	0	5	-83.33%	6	18	1	N	None		10/2019		
12095	HOLLISTON	01/23/1941	Active	78	4	1	4.00%	71	18	1	Y		N	12/2025		\$1,500.00
Exc Award (06/30/2017, 06/30/2018, 06/30/2022)																
30579	HOPKINTON	04/24/1975	Active	12	0	0	0.00%	12		8	Y	6		11/2025		\$1,000.00
Exc Award (06/30/2024)																



Club Health Assessment for District 33 K through January 2026

			Status	Membership						Reports				Finance		LCIF
Club Number	Club Name	Charter Date	Times in Status Quo in Past 2 Years	Current Member Count **	YTD Members Added	YTD Members Dropped	YTD Net Growth% ***	Member Count 1 Year Ago	Dropped Members Avg.Length of Service	Months Since Membership Update	Current Officers Reported ****	Current President Repeated Term	VP Reported *****	Last Date Reported Service (mm/yyyy)	Account Balance	YTD Donations
12096	HULL	03/20/1961	Active	32	0	9	-21.95%	41	5	0	Y	6		12/2025		
	Exc Award (06/30/2017)															
12097	HYDE PARK	12/17/1968	Active(1)	15	0	4	-21.05%	19	12	0	N	None		07/2023		
	Exc Award (06/30/2017)															
12098	MALDEN	06/23/1937	Active	31	0	0	0.00%	33		0	Y	3		10/2024		\$150.00
12099	MARLBOROUGH	01/28/1951	Active	36	3	1	5.88%	31	29	0	Y	2	N	01/2026		\$3,350.00
	Exc Award (06/30/2017, 06/30/2018, 06/30/2025)															
12101	MEDFIELD	11/24/1944	Active	63	1	3	-3.08%	69	15	1	Y		N	11/2025		\$1,600.00
12102	MEDFORD	03/16/1937	Active	8	1	3	-20.00%	10	10	1	Y	4	R	07/2025	90+ Days	
42061	MEDWAY	12/09/1982	Active	47	8	0	20.51%	42		0	Y			01/2026		\$8,672.00
	Exc Award (06/30/2020)															
12104	MILLIS	02/28/1945	Active	44	1	0	2.33%	44		2	Y		N	12/2025		\$350.00
	Exc Award (06/30/2017, 06/30/2019)															
12106	NATICK	06/15/1955	Active	2	0	0	0.00%	2		13	N	4		12/2024		
88541	NEW ENGLAND COLLEGE OF OPTOMETRY	06/06/2005	Active(1)	14	5	0	55.56%	14		2	Y		N	11/2023		
12108	NEWTON	03/19/1942	Active	1	0	0	0.00%	1		15	N	12		11/2024		
12109	NORFOLK	10/16/1958	Active	102	4	9	-4.67%	104	10	0	Y		N	12/2025		\$2,430.00
	Exc Award (06/30/2018)															
12110	NORWOOD	03/04/1941	Active	1	0	0	0.00%	1		12	N			05/2023		
12111	PLAINVILLE	01/28/1946	Active	18	0	0	0.00%	19		7	Y	2		11/2025		
12112	QUINCY	01/20/1941	Active	76	5	1	5.56%	73	10	0	Y		N	01/2026		\$270.00
	Exc Award (06/30/2016, 06/30/2020, 06/30/2022, 06/30/2025)															
12113	RANDOLPH	04/12/1950	Active	32	1	0	3.23%	32		0	Y		N	01/2026	90+ Days	\$850.00
	Exc Award (06/30/2016, 06/30/2022)															
59547	SHARON	05/14/1997	Active	28	2	0	7.69%	28		6	Y			01/2026		\$400.00
	Exc Award (06/30/2016, 06/30/2017, 06/30/2022, 06/30/2023)															
12115	SHERBORN	12/03/1963	Active	25	0	2	-7.41%	27	4	3	Y		R	07/2024		\$100.00
	Exc Award (06/30/2017)															
12116	SOMERVILLE	10/10/1933	Active	24	0	0	0.00%	24		8	Y		N	10/2023		\$25.00
	Exc Award (06/30/2018)															



Club Health Assessment for District 33 K through January 2026

			Status			Membership					Reports				Finance		LCIF		
Club Number	Club Name	Charter Date	Times in Status Quo in Past 2 Years	Current Member Count **	YTD Members Added	YTD Members Dropped	YTD Net Growth% ***	Member Count 1 Year Ago	Dropped Members Avg.Length of Service	Months Since Membership Update	Current Officers Reported ****	Current President Repeated Term	VP Reported *****	Last Date Reported Service (mm/yyyy)	Account Balance	YTD Donations			
12117	STOUGHTON	05/24/1950	Active	37	5	1	12.12%	34	0	0	Y		N	01/2026					
12118	STOW	04/07/1965	Active	26	4	0	18.18%	22		0	Y	2	R	01/2026		\$450.00			
Exc Award (06/30/2016, 06/30/2017, 06/30/2018)																			
138695	Sudbury	06/21/2019	Cancelled(6*)	0	0	0	0.00%	1		7	N	None		02/2022					
12119	WALPOLE	03/31/1956	Active	20	0	2	-9.09%	22	21	6	Y	4		11/2023					
12120	WALTHAM	08/28/1939	Active	61	2	11	-12.86%	69	17	0	Y		N	01/2026		\$2,000.00			
130845	Wellesley Centennial	05/04/2017	Active	12	0	0	0.00%	12		4	Y	2	N	05/2025		\$50.00			
Exc Award (06/30/2023, 06/30/2024)																			
12125	WESTWOOD	05/17/1940	Active	15	0	2	-11.76%	26	9	0	Y	3		11/2024					
Exc Award (06/30/2018)																			
60391	WEYMOUTH	02/20/1998	Active	16	0	0	0.00%	17		7	Y	10	N	08/2023					
12127	WRENTHAM	04/22/1941	Active	61	1	4	-4.69%	66	13	0	Y		N	12/2025		\$1,100.00			
Current Total Clubs Count	YTD New Clubs Count	YTD Cancelled Clubs Count	YTD Net Club Gain	Current Total Members Count	YTD Add	YTD Drop	YTD Net Growth %	Member Count 12 Months Ago	Average Member Count Per Club	% of Clubs with less than 20 members	% No Officer Report in 12 Months	% of Clubs with balance 90+ days	Number of Clubs in Status Quo	% Status Quo Clubs in Financial Suspension	Number of Cancelled Clubs	Average Cancelled Club Age	Members Lost Due to Cancellation	% of Clubs Cancelled for Non-Financial Reasons	
46	0	1	-1	1,417	74	79	-5	0.35%	1,453	31	39%	0%	4%	0	0%	1	6	0	100%

* - P - Priority Club. Cancellation Reasons: 1-Objectives/conduct, 2-Non-active club, 5-Non-existing club, 6-Disbanding, 7-Merger, 8-Financial Suspension, 9-District/Multiple District Dues.

** Red denotes below 15 active members.

*** Red denotes 20% + loss.

**** Y - all 3 (President, Secretary, Treasurer) club officers reported, N - not all 3 reported.

***** Abbreviation: N-New, IP-Immediate Past, R-Repeat.



Club Health Assessment for District 33 S through January 2026

			Status	Membership						Reports				Finance	LCIF	
Club Number	Club Name	Charter Date	Times in Status Quo in Past 2 Years	Current Member Count **	YTD Members Added	YTD Members Dropped	YTD Net Growth% ***	Member Count 1 Year Ago	Dropped Members Avg.Length of Service	Months Since Membership Update	Current Officers Reported ****	Current President Repeated Term	VP Reported *****	Last Date Reported Service (mm/yyyy)	Account Balance	YTD Donations
Clubs less than two years old																
190335	Swansea	09/22/2025	Active	25	28	3	100.00%	0	0	1	Y			01/2026		
190241	Taunton	12/22/2025	Newly Chartered	23	24	1	100.00%	0	0	0	Y					
Clubs more than two years old																
12128	ABINGTON Exc Award (06/30/2018, 06/30/2019, 06/30/2021, 06/30/2023, 06/30/2024)	04/20/1955	Active	20	0	0	0.00%	22		4	Y	3	R	05/2025		\$2,070.00
12129	ACUSHNET	02/12/1957	Active	45	1	0	2.27%	46		3	Y		N	09/2024		
12131	ATTLEBORO SOUTH ATTLEBORO Exc Award (06/30/2021, 06/30/2023, 06/30/2025)	11/17/1965	Active	60	3	2	1.69%	51	5	0	Y		N	01/2026		\$133.00
59896	BARNSTABLE-YARMOUTH L C Exc Award (06/30/2018, 06/30/2020)	08/01/1997	Active	14	2	1	7.69%	11	0	4	Y	3	R	12/2025		\$10.00
12133	BRIDGEWATER Exc Award (06/30/2018, 06/30/2023)	12/14/1926	Active	54	2	1	1.89%	53	4	2	Y		R	10/2025		\$1,641.00
52284	BRIDGEWATER ACADEMY Exc Award (06/30/2019, 06/30/2020, 06/30/2022, 06/30/2023)	12/17/1991	Active	21	0	0	0.00%	21		5	Y		R	12/2025		\$15,045.00
102064	BRIDGEWATER COMMUNITY Exc Award (06/30/2021)	05/08/2008	Active	14	0	2	-12.50%	15	17	5	Y			01/2025		\$5,328.70
102142	BROCKTON Exc Award (06/30/2018, 06/30/2021)	06/18/2008	Active	12	0	0	0.00%	11		5	Y	4		05/2024		\$5.00
145692	Cape Cod Paws of Comfort	03/17/2021	Active	11	4	0	57.14%	7		3	Y	2	R	01/2026		\$5.00
12159	CHATHAM-NAUSET L C Exc Award (06/30/2021)	01/07/1970	Active	22	13	1	120.00%	2	0	0	Y	3		06/2025		\$1,075.00
102156	DARTMOUTH	06/03/2008	Active(1)	1	0	0	0.00%	1		44	N	None		10/2017		
12137	DENNIS HARWICH L C Exc Award (06/30/2017, 06/30/2019)	12/13/1967	Active	14	0	0	0.00%	16		7	Y		N	11/2025		\$210.00
12138	DIGHTON Exc Award (06/30/2018, 06/30/2021, 06/30/2023)	10/25/1955	Active	49	1	0	2.08%	51		0	Y			12/2025		\$290.00



Club Health Assessment for District 33 S through January 2026

			Status	Membership						Reports				Finance		LCIF
Club Number	Club Name	Charter Date	Times in Status Quo in Past 2 Years	Current Member Count **	YTD Members Added	YTD Members Dropped	YTD Net Growth% ***	Member Count 1 Year Ago	Dropped Members Avg.Length of Service	Months Since Membership Update	Current Officers Reported ****	Current President Repeated Term	VP Reported *****	Last Date Reported Service (mm/yyyy)	Account Balance	YTD Donations
111506	DUXBURY	06/24/2011	Active	11	0	0	0.00%	13		8	Y	2	N	11/2025		
	Exc Award (06/30/2019, 06/30/2024)															
12141	EAST BRIDGEWATER	02/27/1968	Active(1)	31	1	5	-11.43%	0	31	1	Y	3		10/2021		\$20.00
	Exc Award (06/30/2018, 06/30/2019)															
12142	EASTON	09/16/1931	Active	138	6	12	-4.17%	155	12	0	Y		N	11/2025	90+ Days	\$100.00
	Exc Award (06/30/2017, 06/30/2021, 06/30/2024)															
12143	FAIRHAVEN	10/24/1944	Active	27	1	0	3.85%	31		5	Y	3	R	12/2025		\$15.00
	Exc Award (06/30/2018, 06/30/2019, 06/30/2020)															
12144	FALL RIVER	03/07/1923	Active	31	4	0	14.81%	27		1	Y	2	N	12/2024		
	Exc Award (06/30/2017, 06/30/2018)															
53358	FALL RIVER CAROUSEL	06/16/1992	Active	25	1	2	-3.85%	26	21	2	Y	7	R	12/2025		\$105.00
105371	FALMOUTH	05/04/2009	Active	2	0	0	0.00%	12		8	N	None		03/2024		
12146	FREETOWN	03/21/1946	Active	16	0	2	-11.11%	18	6	1	Y	2	N	07/2025		
12148	HANOVER	04/18/1961	Active	14	0	0	0.00%	15		7	Y	2		10/2025		
12150	KINGSTON	09/10/1947	Active	11	0	0	0.00%	11		7	Y	6	R	09/2025		
	Exc Award (06/30/2018, 06/30/2021)															
12151	LAKEVILLE	03/26/1959	Active	37	2	4	-5.13%	37	17	0	Y		N	02/2024	90+ Days	
	Exc Award (06/30/2018, 06/30/2022, 06/30/2023)															
12156	MATTAPOISETT	06/26/1953	Active	66	4	5	-1.49%	67	6	0	Y		N	01/2026	90+ Days	
	Exc Award (06/30/2017, 06/30/2018, 06/30/2019, 06/30/2020, 06/30/2024)															
12157	MIDDLEBORO	12/12/1930	Active	8	0	0	0.00%	8		12	Y	6	R	04/2024		\$10.00
12160	NEW BEDFORD	12/18/1934	Active	11	0	0	0.00%	13		7	Y	4	R	05/2024		\$60.00
12162	NORTON	09/12/1945	Active	51	6	5	2.00%	19	6	1	Y		R	01/2026		\$1,265.00
	Exc Award (06/30/2018, 06/30/2020, 06/30/2021)															
52748	NORTON COMMUNITY	03/25/1992	Active	0	0	0	0.00%	31		1	N	None		05/2025		
	Exc Award (06/30/2020, 06/30/2021, 06/30/2023)															
12165	PLYMOUTH	06/26/1947	Active	64	4	1	4.92%	61	10	0	Y		N	01/2026		\$20.00
	Exc Award (06/30/2018, 06/30/2024)															



Club Health Assessment for District 33 S through January 2026

			Status	Membership						Reports				Finance	LCIF	
Club Number	Club Name	Charter Date	Times in Status Quo in Past 2 Years	Current Member Count **	YTD Members Added	YTD Members Dropped	YTD Net Growth% ***	Member Count 1 Year Ago	Dropped Members Avg.Length of Service	Months Since Membership Update	Current Officers Reported ****	Current President Repeated Term	VP Reported *****	Last Date Reported Service (mm/yyyy)	Account Balance	YTD Donations
12166	PROVINCETOWN	02/22/1932	Active	47	2	1	2.17%	59	3	0	Y	12	R	01/2025		\$8,500.00
	Exc Award (06/30/2021, 06/30/2024)															
12167	RAYNHAM	02/13/1946	Active	59	15	5	20.41%	39	13	0	Y		N	12/2025		\$500.00
	Exc Award (06/30/2025)															
12168	REHOBOTH	01/29/1957	Active	55	0	4	-6.78%	54	10	4	Y		N	11/2025		\$5.00
	Exc Award (06/30/2020)															
52247	REHOBOTH ANAWAN	12/11/1991	Active	21	0	1	-4.55%	26	7	4	Y		R	06/2025		\$600.00
	Exc Award (06/30/2016, 06/30/2018)															
12169	ROCHESTER	04/14/1966	Active	14	0	2	-12.50%	16	2	1	Y	4		10/2023		\$1,015.00
	Exc Award (06/30/2018, 06/30/2019)															
12170	ROCKLAND	03/20/1957	Active	13	0	0	0.00%	16		3	Y	6		08/2025		
	Exc Award (06/30/2016, 06/30/2018)															
12171	SANDWICH-BOURNE	04/12/1971	Active	19	0	1	-5.00%	20	39	1	Y	2	N	09/2025		\$300.00
	Exc Award (06/30/2018)															
12173	SEEKONK	06/26/1958	Active	27	0	3	-10.00%	31	10	0	Y	2	N	01/2024		
12174	SOMERSET	06/23/1944	Active	76	0	2	-2.56%	74	5	0	Y		N	01/2026		\$270.00
	Exc Award (06/30/2016, 06/30/2017, 06/30/2018, 06/30/2020, 06/30/2022, 06/30/2023, 06/30/2024)															
52815	SOUTH ATTLEBORO VILLAGE	04/08/1992	Active	56	5	1	7.69%	48	47	3	Y	2	R	01/2026		\$385.00
	Exc Award (06/30/2019, 06/30/2020)															
46289	SOUTH CARVER	06/24/1986	Active	11	0	0	0.00%	11		5	Y	5	R	11/2025		
142484	Southeastern MA Paws of Comfort	08/12/2020	Active	26	3	1	8.33%	25	6	0	Y		R	04/2024		\$5.00
	Exc Award (06/30/2021)															
140150	Wareham	10/23/2019	Active	19	0	0	0.00%	21		7	Y			10/2023		\$20.00
	Exc Award (06/30/2024)															
12177	WEST BRIDGEWATER	03/25/1947	Active	59	9	8	1.72%	58	9	1	Y		N	01/2026		
	Exc Award (06/30/2024)															
12178	WESTPORT	11/16/1961	Active	8	0	0	0.00%	14		7	Y			12/2025		
135313	Whitman Hanson Centennial	06/23/2018	Active(1)	1	1	1	0.00%	1	14	1	N	None		01/2024		



Club Health Assessment for District 33 S through January 2026

						Status		Membership					Reports				Finance		LCIF
						Times in Status Quo in Past 2 Years		Current Member Count **	YTD Members Added	YTD Members Dropped	YTD Net Growth***	Member Count 1 Year Ago	Dropped Members Avg.Length of Service	Months Since Membership Update	Current Officers Reported ****	Current President Repeated Term	VP Reported *****	Last Date Reported Service (mm/yyyy)	Account Balance
Club Number	Club Name		Charter Date																
Current Total Clubs Count	YTD New Clubs Count	YTD Cancelled Clubs Count	YTD Net Club Gain	Current Total Members Count	YTD Add	YTD Drop	YTD Net Growth	Member Count 12 Months Ago	Average Member Count Per Club	% of Clubs with less than 20 members	% No Officer Report in 12 Months	% of Clubs with balance 90+ days	Number of Clubs in Status Quo	% Status Quo Clubs in Financial Suspension	Number of Cancelled Clubs	Average Cancelled Club Age	Members Lost Due to Cancellation	% of Clubs Cancelled for Non-Financial Reasons	
48	2	0	2	1,439	142	77	65	4.73%	1,364	30	44%	6%	6%	0	0%	0	0	0	0%

* - P - Priority Club. Cancellation Reasons: 1-Objectives/conduct, 2-Non-active club, 5-Non-existing club, 6-Disbanding, 7-Merger, 8-Financial Suspension, 9-District/Multiple District Dues.

** Red denotes below 15 active members.

*** Red denotes 20% + loss.

**** Y - all 3 (President, Secretary, Treasurer) club officers reported, N - not all 3 reported.

***** Abbreviation: N-New, IP-Immediate Past, R-Repeat.



Club Health Assessment for District 44 N through January 2026

			Status	Membership						Reports				Finance	LCIF	
Club Number	Club Name	Charter Date	Times in Status Quo in Past 2 Years	Current Member Count **	YTD Members Added	YTD Members Dropped	YTD Net Growth% ***	Member Count 1 Year Ago	Dropped Members Avg.Length of Service	Months Since Membership Update	Current Officers Reported ****	Current President Repeated Term	VP Reported *****	Last Date Reported Service (mm/yyyy)	Account Balance	YTD Donations
Clubs less than two years old																
182396	Berlin Gorham	06/04/2025	Active	32	7	2	18.52%	0	0	0	Y		N	12/2025		
171707	Granite State Virtual	05/21/2024	Active	17	0	0	0.00%	16		0	Y		N	12/2025		\$1,409.36
Clubs more than two years old																
14136	AMHERST	05/30/1972	Active	56	0	3	-5.08%	56	10	2	Y		N	07/2025		\$640.00
Exc Award (06/30/2016, 06/30/2017, 06/30/2023)																
40009	ANTRIM-BENNINGTON L C	06/09/1981	Active	44	0	2	-4.35%	44	14	1	Y		N	12/2025		\$790.00
14138	BEDFORD	11/08/1965	Active	38	11	5	18.75%	27	1	0	Y		N	01/2026		\$120.00
Exc Award (06/30/2024, 06/30/2025)																
14139	BRISTOL	10/30/1951	Active(1)	11	0	0	0.00%	14		9	Y	4	R	06/2023		\$500.00
65505	BROOKLINE	06/10/2002	Active	15	0	0	0.00%	15		7	Y		IP	01/2026		\$10.00
Exc Award (06/30/2023)																
14140	CANAAN	08/28/1952	Active	59	1	8	-10.61%	61	11	0	Y	2	N	01/2026		\$790.00
Exc Award (06/30/2017, 06/30/2025)																
44970	CHESTERFIELD	05/17/1985	Active	24	2	5	-11.11%	29	11	0	Y	2	R	01/2026		\$1,155.00
Exc Award (06/30/2022, 06/30/2023)																
14142	COHASE	09/30/1937	Active	33	2	4	-5.71%	34	35	0	Y		N	10/2025	90+ Days	\$520.00
14143	CONCORD	01/28/1948	Active	20	1	6	-20.00%	20	7	0	Y		N	01/2026		
Exc Award (06/30/2024, 06/30/2025)																
14144	ENFIELD MASCOMA	08/04/1954	Active	55	10	1	19.57%	46	27	1	Y	2	R	01/2026		\$270.00
108084	FRANKLIN AREA	04/22/2010	Active	9	2	1	12.50%	7	12	0	Y			04/2025		\$5.00
14145	GAP MOUNTAIN	04/01/1964	Active	6	0	0	0.00%	5		8	Y	11	R	10/2025		
14146	GOFFSTOWN	09/12/1951	Active	26	1	5	-13.33%	32	18	0	Y	2	R	01/2026		\$1,320.00
Exc Award (06/30/2024)																
131449	Grafton County Pemi Baker Centennial	06/26/2017	Active	16	3	2	6.67%	17	6	1	Y		IP	10/2025		
14148	HANOVER	09/29/1937	Active	31	4	0	14.81%	22		0	Y			01/2026		\$110.00
43622	HENNIKER	03/05/1984	Active	32	2	0	6.67%	39		0	Y		N	01/2026		\$7,050.00
Exc Award (06/30/2023, 06/30/2024)																
14149	HILLSBORO	03/31/1953	Active	14	0	1	-6.67%	14	47	0	Y	2	R	01/2026		\$100.00



Club Health Assessment for District 44 N through January 2026

			Status	Membership						Reports				Finance	LCIF	
Club Number	Club Name	Charter Date	Times in Status Quo in Past 2 Years	Current Member Count **	YTD Members Added	YTD Members Dropped	YTD Net Growth% ***	Member Count 1 Year Ago	Dropped Members Avg.Length of Service	Months Since Membership Update	Current Officers Reported ****	Current President Repeated Term	VP Reported *****	Last Date Reported Service (mm/yyyy)	Account Balance	YTD Donations
Exc Award (06/30/2016, 06/30/2018, 06/30/2023)																
14150	HINSDALE	02/25/1969	Active	22	3	0	15.79%	20		1	Y		N	01/2026		
14166	HOOKSETT	05/01/1964	Active	19	2	2	0.00%	19	1	2	Y		N	01/2026		\$125.00
Exc Award (06/30/2024)																
35735	HOPKINTON	06/01/1978	Active(2)	22	1	2	-4.35%	27	21	0	Y	2		03/2023		
Exc Award (06/30/2016)																
133652	Jaffrey-Rindge Centennial	01/16/2018	Active	20	1	0	5.26%	19		6	Y	6	R	11/2025		
14152	KEENE	08/23/1937	Active	74	6	0	8.82%	77		2	Y		N	01/2026		\$1,020.00
Exc Award (06/30/2016, 06/30/2017, 06/30/2023)																
42180	LANCASTER	01/04/1983	Active	9	3	1	28.57%	8	29	3	Y		N	11/2025		
140994	Lebanon-Upper Valley	03/05/2020	Active	12	0	1	-7.69%	16	2	3	Y		N	12/2025		\$250.00
Exc Award (06/30/2024)																
14154	LISBON	11/01/1938	Active	32	1	0	3.23%	29		3	Y		R	12/2025		
14155	LITTLETON	05/25/1938	Active	17	0	0	0.00%	17		12	Y	4		12/2025		
Exc Award (06/30/2019, 06/30/2023)																
14156	MANCHESTER	06/15/1923	Active	21	6	1	31.25%	16	7	3	Y	2	N	01/2026		\$50.00
Exc Award (06/30/2016, 06/30/2018, 06/30/2024)																
14157	MERRIMACK	04/20/1970	Active	40	2	3	-2.44%	44	5	0	Y		N	01/2026		\$1,050.00
Exc Award (06/30/2020, 06/30/2024)																
14158	MILFORD	01/20/1959	Active	29	2	2	0.00%	29	15	0	Y		N	12/2025		\$2,115.00
Exc Award (06/30/2018, 06/30/2023)																
14159	MONADNOCK	03/28/1960	Active	39	3	0	8.33%	32		1	Y	3	R	01/2026		\$60.00
Exc Award (06/30/2018)																
14160	NEW LONDON	01/31/1955	Active	13	0	1	-7.14%	14	1	5	Y	4		01/2026		\$127.00
Exc Award (06/30/2024, 06/30/2025)																
14161	NEWPORT	06/26/1930	Active(1)	1	0	0	0.00%	1		31	N	None		07/2021		
46026	ORFORD	04/28/1986	Active	42	4	0	10.53%	34		2	Y		IP	10/2025		\$10.00
Exc Award (06/30/2018)																
14162	PETERBOROUGH	02/25/1952	Active	24	0	3	-11.11%	27	42	1	Y		N	01/2026		
Exc Award (06/30/2023)																



Club Health Assessment for District 44 N through January 2026

INTERNATIONAL

						Status				Membership				Reports				Finance		LCIF
						Times in Status Quo in Past 2 Years	Current Member Count **	YTD Members Added	YTD Members Dropped	YTD Net Growth***	Member Count 1 Year Ago	Dropped Members Avg.Length of Service	Months Since Membership Update	Current Officers Reported ****	Current President Repeated Term	VP Reported *****	Last Date Reported Service (mm/yyyy)	Account Balance	YTD Donations	
Club Number	Club Name	Charter Date																		
14163	PINARDVILLE	01/27/1953	Active	18	1	1	0.00%	21	1	0	Y	7	R	10/2025		\$10.00				
Exc Award (06/30/2024)																				
14165	SOUHEGAN L C	05/20/1965	Active	26	3	0	13.04%	23		2	Y	2	R	01/2026						
14170	WHITEFIELD	02/22/1971	Active	17	0	0	0.00%	17		4	Y		N	07/2013		\$65.00				
14171	WILTON	08/28/1951	Active	16	1	1	0.00%	17	18	1	Y	5	R	04/2024						
130757	Winchester Centennial	05/09/2017	Active	11	0	0	0.00%	12		6	Y		N	08/2025						
Current Total Clubs Count	YTD New Clubs Count	YTD Cancelled Clubs Count	YTD Net Club Gain	Current Total Members Count	YTD Add	YTD Drop	YTD Net Growth	YTD Net Growth %	Member Count 12 Months Ago	Average Member Count Per Club	% of Clubs with less than 20 members	% No Officer Report in 12 Months	% of Clubs with balance 90+ days	Number of Clubs in Status Quo	% Status Quo Clubs in Financial Suspension	Number of Cancelled Clubs	Average Cancelled Club Age	Members Lost Due to Cancellation	% of Clubs Cancelled for Non-Financial Reasons	
41	0	0	0	1,062	85	63	22	2.12%	1,017	26	41%	2%	2%	0	0%	0	0	0	0%	

* - P - Priority Club. Cancellation Reasons: 1-Objectives/conduct, 2-Non-active club, 5-Non-existing club, 6-Disbanding, 7-Merger, 8-Financial Suspension, 9-District/Multiple District Dues.

** Red denotes below 15 active members.

*** Red denotes 20% + loss.

**** Y - all 3 (President, Secretary, Treasurer) club officers reported, N - not all 3 reported.

***** Abbreviation: N-New, IP-Immediate Past, R-Repeat.



Club Health Assessment for District 44 H through January 2026

			Status	Membership					Reports					Finance	LCIF	
Club Number	Club Name	Charter Date	Times in Status Quo in Past 2 Years	Current Member Count **	YTD Members Added	YTD Members Dropped	YTD Net Growth% ***	Member Count 1 Year Ago	Dropped Members Avg.Length of Service	Months Since Membership Update	Current Officers Reported ****	Current President Repeated Term	VP Reported *****	Last Date Reported Service (mm/yyyy)	Account Balance	YTD Donations
Clubs less than two years old																
176313	Auburn-Candia	07/24/2024	Active	23	1	0	4.55%	23		5	Y		N	09/2024	90+ Days	
Clubs more than two years old																
33271	ATKINSON Exc Award (06/30/2016, 06/30/2017, 06/30/2018, 06/30/2021, 06/30/2022, 06/30/2023, 06/30/2024)	01/31/1977	Active	81	4	4	0.00%	82	3	0	Y		N	12/2025		\$115.00
14177	CHESTER Exc Award (06/30/2016, 06/30/2021, 06/30/2023, 06/30/2025)	03/14/1963	Active	20	0	1	-4.76%	20	3	5	Y		IP	12/2025		
123550	Conway Area	11/07/2014	Active	26	2	0	8.33%	29		2	N		N	11/2024		
137259	Danville Exc Award (06/30/2021, 06/30/2022, 06/30/2025)	01/18/2019	Active	30	1	0	3.45%	24		5	Y		R	12/2025		\$375.00
14178	DERRY	03/26/1946	Active	12	0	1	-7.69%	12	2	0	Y		N	01/2026		
14197	DOVER, ROLLINSFORD AND SOUTH BERWICK	11/18/1957	Active	14	0	0	0.00%	15		7	Y	4	R	01/2026		
104669	EPPING	02/06/2009	Active	12	0	0	0.00%	11		8	Y	8	R	04/2025		
50006	EPSOM CHICHESTER	12/06/1989	Active	13	1	0	8.33%	11		2	N		N	12/2025		\$1,005.00
14180	EXETER Exc Award (06/30/2018, 06/30/2021, 06/30/2022)	04/26/1927	Active	57	3	2	1.79%	53	1	1	Y		N	01/2026		
14181	HAMPSTEAD Exc Award (06/30/2016, 06/30/2017, 06/30/2018, 06/30/2019, 06/30/2022, 06/30/2023, 06/30/2024)	04/08/1965	Active	64	2	2	0.00%	70	13	1	Y			01/2026		\$1,350.00
14182	HAMPTON AREA Exc Award (06/30/2017)	04/22/1947	Active	25	1	0	4.17%	25		2	Y		N	11/2025		
14183	HUDSON Exc Award (06/30/2016, 06/30/2017, 06/30/2018, 06/30/2022, 06/30/2023)	11/30/1947	Active	96	22	9	15.66%	92	7	0	Y		N	01/2026		\$470.00
121637	Kingston Exc Award (06/30/2016, 06/30/2017, 06/30/2019, 06/30/2021)	03/21/2014	Active	38	0	1	-2.56%	40	1	1	Y		N	12/2025		
14186	LACONIA GILFORD L C	01/02/1947	Active	19	0	0	0.00%	17		11	N	None		02/2025		



Club Health Assessment for District 44 H through January 2026

INTERNATIONAL

			Status	Membership						Reports				Finance		LCIF
Club Number	Club Name	Charter Date	Times in Status Quo in Past 2 Years	Current Member Count **	YTD Members Added	YTD Members Dropped	YTD Net Growth% ***	Member Count 1 Year Ago	Dropped Members Avg.Length of Service	Months Since Membership Update	Current Officers Reported ****	Current President Repeated Term	VP Reported *****	Last Date Reported Service (mm/yyyy)	Account Balance	YTD Donations
68930	LITCHFIELD	06/24/2003	Active	13	0	2	-13.33%	16	2	4	Y		IP	02/2025	90+ Days	
14187	LONDONDERRY	05/25/1970	Active	24	2	0	9.09%	23		3	Y		N	04/2025		\$3,000.00
Exc Award (06/30/2021)																
82613	LOUDON	06/15/2004	Active	25	0	0	0.00%	24		8	Y			01/2026		\$50.00
Exc Award (06/30/2020, 06/30/2021, 06/30/2022, 06/30/2023, 06/30/2024)																
14184	MEREDITH	03/14/1957	Active	16	2	0	14.29%	14		5	Y			01/2026		\$250.00
Exc Award (06/30/2017, 06/30/2018, 06/30/2023)																
14188	MOULTONBORO	10/29/1963	Active	33	0	0	0.00%	38		7	Y	2	N	01/2026		
Exc Award (06/30/2016)																
14189	NASHUA	09/26/1923	Active	107	5	1	3.88%	101	2	0	Y		N	01/2026		\$1,415.00
Exc Award (06/30/2016, 06/30/2017, 06/30/2018, 06/30/2021, 06/30/2022, 06/30/2023, 06/30/2024)																
125473	Nashua Everest Centennial	07/28/2015	Active(1)	17	2	0	13.33%	14		6	Y			12/2025		
133653	Newmarket Area Centennial	01/17/2018	Active	7	0	2	-22.22%	10	5	3	N	4		03/2025		
14192	PLAISTOW	04/21/1949	Active	51	0	4	-7.27%	56	18	3	Y		N	07/2024		\$60.00
Exc Award (06/30/2016)																
14193	PORTSMOUTH	03/29/1938	Active	17	3	6	-15.00%	20	11	0	Y	2		09/2025		
Exc Award (06/30/2023)																
30359	RAYMOND	03/06/1975	Active	9	0	0	0.00%	8		8	Y	2		10/2024		
141863	Rochester	06/25/2020	Active	9	0	0	0.00%	11		7	Y		N	06/2025		
14195	RYE	02/01/1957	Active	41	0	3	-6.82%	44	32	3	Y		N	10/2025		
Exc Award (06/30/2016, 06/30/2017, 06/30/2019, 06/30/2020, 06/30/2021, 06/30/2022)																
14198	SADDLEBACK MOUNTAIN	04/23/1973	Active(2)	15	0	2	-11.76%	17	4	0	N	None		02/2025		
Exc Award (06/30/2022)																
14196	SALEM	03/21/1954	Active	42	2	2	0.00%	43	21	2	Y		N	10/2025		\$2,005.00
Exc Award (06/30/2016, 06/30/2018, 06/30/2021, 06/30/2022, 06/30/2023)																
14199	SANDOWN	03/21/1966	Active	20	0	0	0.00%	21		8	Y	2	R	01/2026		\$100.00
Exc Award (06/30/2016, 06/30/2022)																
14200	SEABROOK	12/22/1953	Active	40	2	0	5.26%	38		5	Y		N	12/2025	90+ Days	\$5,400.00



Club Health Assessment for District 44 H through January 2026

			Status	Membership						Reports				Finance	LCIF	
Club Number	Club Name	Charter Date	Times in Status Quo in Past 2 Years	Current Member Count **	YTD Members Added	YTD Members Dropped	YTD Net Growth% ***	Member Count 1 Year Ago	Dropped Members Avg.Length of Service	Months Since Membership Update	Current Officers Reported ****	Current President Repeated Term	VP Reported *****	Last Date Reported Service (mm/yyyy)	Account Balance	YTD Donations
Exc Award (06/30/2016)																
14201	SOMERSWORTH	11/23/1948	Active	47	0	0	0.00%	47		9	Y	8		11/2024		
Exc Award (06/30/2016, 06/30/2021)																
115324	SUNCOOK VALLEY AREA	10/19/2011	Cancelled(8*)	0	0	5	-100.00%	5	13	1	N	None		02/2025	90+ Days	
14202	WAKEFIELD	04/09/1954	Active	67	7	0	11.67%	57		0	Y		N	01/2026		
Exc Award (06/30/2016, 06/30/2021, 06/30/2023, 06/30/2024, 06/30/2025)																
14204	WHITTIER	12/19/1957	Active	11	1	0	10.00%	10		3	Y	2	R	02/2025		
14205	WINDHAM	12/02/1969	Active	27	2	0	8.00%	28		1	Y		N	01/2026		\$2,750.00
Exc Award (06/30/2016, 06/30/2017, 06/30/2020, 06/30/2021, 06/30/2024)																
14206	WOLFEBORO	10/31/1954	Active	66	4	2	3.13%	63	19	0	N		N	01/2026		\$50.00
Exc Award (06/30/2022, 06/30/2023, 06/30/2024, 06/30/2025)																

Clubs Cancelled Previous Fiscal Year – Clubs Cancelled within last 12 months may be reinstated

Club Number	Club Name	Charter Date	Current Status*	Cancellation Date
129766	Barrington Area Centennial	01/13/2017	Cancelled(6*)	05/29/2025

Current Total Clubs Count	YTD New Clubs Count	YTD Cancelled Clubs Count	YTD Net Club Gain	Current Total Members Count	YTD Add	YTD Drop	YTD Net Growth	YTD Net Growth %	Member Count 12 Months Ago	Average Member Count Per Club	% of Clubs with less than 20 members	% No Officer Report in 12 Months	% of Clubs with balance 90+ days	Number of Clubs in Status Quo	% Status Quo Clubs in Financial Suspension	Number of Cancelled Clubs	Average Cancelled Club Age	Members Lost Due to Cancellation	% of Clubs Cancelled for Non-Financial Reasons
37	0	1	-1	1,234	69	49	20	1.65%	1,232	33	38%	5%	8%	0	0%	1	23	5	0%

* - P - Priority Club. Cancellation Reasons: 1-Objectives/conduct, 2-Non-active club, 5-Non-existing club, 6-Disbanding, 7-Merger, 8-Financial Suspension, 9-District/Multiple District Dues.

** Red denotes below 15 active members.

*** Red denotes 20% + loss.

**** Y - all 3 (President, Secretary, Treasurer) club officers reported, N - not all 3 reported.

***** Abbreviation: N-New, IP-Immediate Past, R-Repeat.



Club Health Assessment for District N 1 through January 2026

INTERNATIONAL

Club Number	Club Name	Charter Date	Status		Membership					Reports				Finance		LCIF		
			Times in Status Quo in Past 2 Years	Current Member Count **	YTD Members Added	YTD Members Dropped	YTD Net Growth% ***	Member Count 1 Year Ago	Dropped Members Avg.Length of Service	Months Since Membership Update	Current Officers Reported ****	Current President Repeated Term	VP Reported *****	Last Date Reported Service (mm/yyyy)	Account Balance	YTD Donations		
Clubs more than two years old																		
13674	CALAIS	08/28/1940	Active	35	0	0	0.00%	37		9	Y		N	10/2025				
13679	FORT FAIRFIELD	07/27/1937	Active	22	0	0	0.00%	22		9	Y	10		02/2025				
13680	FORT KENT	08/29/1938	Active	117	5	1	3.54%	117	47	0	Y		N	12/2025		\$250.00		
Current Total Clubs Count	YTD New Clubs Count	YTD Cancelled Clubs Count	YTD Net Club Gain	Current Total Members Count	YTD Add	YTD Drop	YTD Net Growth %	Member Count 12 Months Ago	Average Member Count Per Club	% of Clubs with less than 20 members	% No Officer Report in 12 Months	% of Clubs with balance 90+ days	Number of Clubs in Status Quo	% Status Quo Clubs in Financial Suspension	Number of Cancelled Clubs	Average Cancelled Club Age	Members Lost Due to Cancellation	% of Clubs Cancelled for Non-Financial Reasons
3	0	0	0	174	5	1	4	2.35%	176	58	0%	0%	0%	0	0%	0	0	0%

* - P - Priority Club. Cancellation Reasons: 1-Objectives/conduct, 2-Non-active club, 5-Non-existing club, 6-Disbanding, 7-Merger, 8-Financial Suspension, 9-District/Multiple District Dues.

** Red denotes below 15 active members.

*** Red denotes 20% + loss.

**** Y - all 3 (President, Secretary, Treasurer) club officers reported, N - not all 3 reported.

***** Abbreviation: N-New, IP-Immediate Past, R-Repeat.




Club Health Assessment for District 41 through January 2026

			Status	Membership						Reports				Finance	LCIF	
Club Number	Club Name	Charter Date	Times in Status Quo in Past 2 Years	Current Member Count **	YTD Members Added	YTD Members Dropped	YTD Net Growth% ***	Member Count 1 Year Ago	Dropped Members Avg.Length of Service	Months Since Membership Update	Current Officers Reported ****	Current President Repeated Term	VP Reported *****	Last Date Reported Service (mm/yyyy)	Account Balance	YTD Donations
Clubs less than two years old																
154990	Lovell	02/07/2024	Active	17	0	3	-15.00%	20	8	1	Y	2	N			
171391	Seacoast	05/03/2024	Active	24	0	0	0.00%	27		8	Y	3	N	12/2025		
Clubs more than two years old																
78139	ACTON SHAPLEIGH	01/28/2004	Active	11	0	0	0.00%	11		1	Y	13	R	10/2024		
33325	ALBION	02/07/1977	Active	34	0	1	-2.86%	31	14	2	Y	2	N	02/2019		
	Exc Award (06/30/2018)															
13672	BANGOR	05/11/1923	Active	18	0	0	0.00%	18		10	Y	5		11/2025		
13638	BELFAST	07/11/1929	Active	37	4	0	12.12%	33		0	Y	2	N	12/2025		
	Exc Award (06/30/2017, 06/30/2023)															
13640	BOOTHBAY REGION	05/05/1953	Active	18	0	1	-5.26%	21	2	5	Y		N	01/2026		
	Exc Award (06/30/2023)															
13604	BRIDGTON	11/04/1926	Active	31	1	3	-6.06%	34	7	2	Y	2	R	06/2023		
	Exc Award (06/30/2018)															
46022	BROWNFIELD	04/07/1986	Active	10	0	0	0.00%	10		0	Y	2		05/2015		
13643	CAMDEN	06/12/1929	Active	44	0	0	0.00%	47		5	Y		N	01/2026		
	Exc Award (06/30/2018)															
13605	CAPE ELIZABETH	01/27/1949	Active	36	2	1	2.86%	35	2	0	Y		R	03/2025	90+ Days	
	Exc Award (06/30/2018)															
13644	CLINTON	04/21/1953	Active	60	2	5	-4.76%	60	18	0	Y			06/2016		\$50.00
	Exc Award (06/30/2018)															
13606	CUMBERLAND-NORTH YARMOUTH	05/01/1961	Active	59	2	3	-1.67%	60	5	0	Y	2	R	10/2025		\$1,050.00
	Exc Award (06/30/2023)															
13645	DAMARISCOTTA NEWCASTLE	05/25/1954	Active	37	3	2	2.78%	38	7	0	Y		N	01/2026		\$100.00
13607	DENMARK	05/04/1967	Active	41	2	0	5.13%	36		0	Y		N	09/2021		
145695	Ellsworth Lioness	06/17/2021	Active	33	0	1	-2.94%	38	4	5	Y		N	04/2023		
13610	FALMOUTH	12/29/1949	Active	41	1	1	0.00%	42	55	3	Y			11/2025		\$200.00
	Exc Award (06/30/2019, 06/30/2020, 06/30/2024)															
13646	FARMINGTON	09/25/1945	Active	24	0	1	-4.00%	24	15	0	Y		R	04/2025		



Club Health Assessment for District 41 through January 2026

			Status	Membership					Reports				Finance		LCIF	
Club Number	Club Name	Charter Date	Times in Status Quo in Past 2 Years	Current Member Count **	YTD Members Added	YTD Members Dropped	YTD Net Growth% ***	Member Count 1 Year Ago	Dropped Members Avg.Length of Service	Months Since Membership Update	Current Officers Reported ****	Current President Repeated Term	VP Reported *****	Last Date Reported Service (mm/yyyy)	Account Balance	YTD Donations
99714	FREEMPORT LIONESS	06/25/2007	Active	41	1	0	2.50%	42		2	Y	3	N	12/2025		\$150.00
	Exc Award (06/30/2018, 06/30/2020, 06/30/2022, 06/30/2023, 06/30/2024)															
13612	FRYEBURG	10/23/1957	Active	11	0	0	0.00%	11		23	Y	20	R	07/2024		
13647	GARDINER-AUGUSTA	12/05/1949	Active	21	2	4	-8.70%	23	7	0	Y	6		03/2024		
	Exc Award (06/30/2017)															
13613	GORHAM	02/26/1954	Active	15	2	1	7.14%	14	3	4	Y	4		07/2023		
	Exc Award (06/30/2018, 06/30/2023)															
44426	GRAY NEW GLOUCESTER	12/17/1984	Active	13	0	3	-18.75%	24	2	1	Y	2		11/2021		\$250.00
	Exc Award (06/30/2018)															
13614	HARRISON	09/17/1956	Active	27	0	2	-6.90%	32	12	2	Y		N	04/2024		\$500.00
	Exc Award (06/30/2018)															
13648	HARTLAND-ST ALBANS	12/13/1951	Active	22	0	3	-12.00%	25	12	3	Y		R	12/2025		\$2,000.00
13615	HOLLIS	03/14/1951	Active	16	0	0	0.00%	16		12	Y	13	R	12/2022		
108557	JAY LIVERMORE FALLS	06/07/2010	Active	20	0	0	0.00%	21		7	Y		N	11/2025		\$450.00
	Exc Award (06/30/2016, 06/30/2017, 06/30/2018, 06/30/2023)															
13617	KITTERY	09/08/1949	Active	36	5	4	2.86%	35	9	0	Y	2	R	01/2026		\$140.00
	Exc Award (06/30/2016, 06/30/2018)															
138834	Lewiston-Auburn	06/26/2019	Active	4	0	0	0.00%	4		61	N	None				
13685	LUBEC	09/23/1953	Active	20	3	3	0.00%	20	12	0	Y	2		05/2022		
13651	MANCHESTER	08/11/1953	Active	56	0	3	-5.08%	57	4	1	Y		N	01/2026		\$220.00
	Exc Award (06/30/2017, 06/30/2018, 06/30/2019, 06/30/2022)															
13688	MAPLETON	09/03/1957	Active	23	1	3	-8.00%	25	20	2	Y	7	N	12/2023		
	Exc Award (06/30/2020, 06/30/2023, 06/30/2024)															
13619	MASSABESIC L C	02/21/1972	Active	52	1	1	0.00%	49	19	3	Y	4	R	01/2026		
	Exc Award (06/30/2018, 06/30/2024)															
13620	MECHANIC FALLS	09/29/1948	Active	3	0	0	0.00%	4		6	Y	14				
13652	MONMOUTH	11/18/1953	Active	25	2	1	4.17%	25	51	0	Y		R	06/2025		
41171	MONROE	04/26/1982	Active	20	0	1	-4.76%	19	2	2	Y	23		05/2019		
13691	MOUNT DESERT ISLAND	10/03/1934	Active	42	2	1	2.44%	41	55	1	Y		N	09/2023		



Club Health Assessment for District 41 through January 2026

			Status	Membership						Reports				Finance	LCIF	
Club Number	Club Name	Charter Date	Times in Status Quo in Past 2 Years	Current Member Count **	YTD Members Added	YTD Members Dropped	YTD Net Growth% ***	Member Count 1 Year Ago	Dropped Members Avg.Length of Service	Months Since Membership Update	Current Officers Reported ****	Current President Repeated Term	VP Reported *****	Last Date Reported Service (mm/yyyy)	Account Balance	YTD Donations
Exc Award (06/30/2023)			Active	16	2	0	14.29%	14		0	Y	11	N	12/2025		
75928	NAPLES	06/30/2003														
Exc Award (06/30/2017)																
13653	NEW PORTLAND	01/17/1931	Active	32	2	3	-3.03%	34	2	0	Y	2		12/2025		
Exc Award (06/30/2017, 06/30/2019)																
13654	NORTH HAVEN	12/14/1953	Active(1)	9	0	0	0.00%	9		6	Y	2		11/2015		
Exc Award (06/30/2021)			Active	45	1	3	-4.26%	48	5	3	Y	3	N	12/2025		
13655	OAKLAND	10/24/1946														
Exc Award (06/30/2018)																
13627	PORTLAND PEAKS ISLAND	05/01/1950	Active	27	3	5	-6.90%	35	16	1	N	None	R	08/2024		
Exc Award (06/30/2017)																
57336	RAYMOND	09/12/1995	Active	10	0	0	0.00%	10		21	N	5	R	06/2025		
Exc Award (06/30/2017, 06/30/2018)			Active(1)	27	0	2	-6.90%	29	10	2	Y	12		02/2024		
13629	SCARBOROUGH	10/26/1948														
Exc Award (06/30/2017)																
57825	SEARSPORT BAY AREA	02/12/1996	Active	11	1	2	-8.33%	11	8	6	Y	4	R	05/2022		\$300.00
33324	SEBAGO	02/22/1977	Active	29	0	0	0.00%	30		5	Y	2	N	11/2025		\$1,050.00
Exc Award (06/30/2017, 06/30/2023, 06/30/2024)			Active	28	2	1	3.70%	26	11	0	Y		N	01/2026	90+ Days	\$2,350.00
13660	SKOWHEGAN	02/13/1935														
Exc Award (06/30/2017, 06/30/2018, 06/30/2019, 06/30/2024)																
13630	SOUTH PORTLAND	02/28/1928	Active	20	10	0	100.00%	10		2	Y	3	N	11/2016	90+ Days	
13661	SOUTH THOMASTON	09/23/1952	Active	24	2	0	9.09%	22		1	Y			01/2026		
33674	STANDISH	04/05/1977	Active	15	0	0	0.00%	17		9	Y	2	R	04/2024		
Exc Award (06/30/2018, 06/30/2019, 06/30/2023)			Active	67	6	4	3.08%	66	6	0	Y		N	06/2025		
13662	STRATTON EUSTIS	06/07/1954														
Exc Award (06/30/2016, 06/30/2017, 06/30/2020, 06/30/2022)																
13693	VAN BUREN	03/16/1961	Active	8	0	0	0.00%	8		6	Y	4	R			
13664	VINALHAVEN	09/24/1936	Active	47	0	4	-7.84%	52	6	0	Y	5	R			
13665	WALDOBORO	12/11/1930	Active	20	4	4	0.00%	19	14	2	Y	2		10/2025		\$1,120.00
135342	Waterville	06/23/2018	Active	10	2	0	25.00%	12		0	Y			11/2025		\$70.00



Club Health Assessment for District 41 through January 2026

			Status	Membership						Reports				Finance	LCIF	
Club Number	Club Name	Charter Date	Times in Status Quo in Past 2 Years	Current Member Count **	YTD Members Added	YTD Members Dropped	YTD Net Growth% ***	Member Count 1 Year Ago	Dropped Members Avg.Length of Service	Months Since Membership Update	Current Officers Reported ****	Current President Repeated Term	VP Reported *****	Last Date Reported Service (mm/yyyy)	Account Balance	YTD Donations
13633	WESTBROOK	01/11/1929	Active	13	0	6	-31.58%	19	19	0	Y	2		05/2023		
13667	WHITEFIELD	03/29/1953	Active	93	3	0	3.33%	92		0	Y	2	R	02/2025		\$2,000.00
Exc Award (06/30/2017, 06/30/2020)																
13668	WILTON	05/29/1945	Active	39	0	3	-7.14%	42	35	3	Y	2	N	09/2016		
13634	WINDHAM	05/20/1965	Active	17	0	1	-5.56%	18	1	0	Y	2	N	01/2025		
Exc Award (06/30/2024)																
13669	WINTERPORT	01/10/1951	Active	13	0	0	0.00%	13		6	Y	2		11/2016		
13670	WINTHROP	07/17/1947	Active	31	0	3	-8.82%	31	49	5	Y	3	R	04/2023		
Exc Award (06/30/2018)																
13635	YARMOUTH	11/29/1948	Active	37	1	7	-13.95%	44	17	0	Y		N	02/2018		\$1,000.00
Exc Award (06/30/2018)																

Clubs Cancelled Previous Fiscal Year – Clubs Cancelled within last 12 months may be reinstated

Club Number	Club Name	Charter Date	Current Status*	Cancellation Date
13609	ELIOT	05/09/1960	Cancelled(6*)	01/31/2025
96423	LIMERICK NEWFIELD	03/06/2006	Cancelled(6*)	08/29/2024
47827	LYMAN-DAYTON L C	11/02/1987	Cancelled(6*)	10/29/2024
13621	MEXICO	05/16/1966	Cancelled(8*)	12/30/2024
13624	OLD ORCHARD BEACH	12/18/1944	Cancelled(8*)	06/29/2025
13628	SANFORD	11/17/1941	Cancelled(6*)	06/29/2025
13659	SEARSPORT	02/05/1953	Cancelled(6*)	06/29/2025
13631	SO PORTLAND THORNTON HEIGHTS	06/17/1969	Cancelled(6*)	05/29/2025

Current Total Clubs Count	YTD New Clubs Count	YTD Cancelled Clubs Count	YTD Net Club Gain	Current Total Members Count	YTD Add	YTD Drop	YTD Net Growth	YTD Net Growth %	Member Count 12 Months Ago	Average Member Count Per Club	% of Clubs with less than 20 members	% No Officer Report in 12 Months	% of Clubs with balance 90+ days	Number of Clubs in Status Quo	% Status Quo Clubs in Financial Suspension	Number of Cancelled Clubs	Average Cancelled Club Age	Members Lost Due to Cancellation	% of Clubs Cancelled for Non-Financial Reasons
62	0	0	0	1,730	75	100	-25	-1.42%	1,783	28	34%	2%	5%	0	0%	0	0	0	0%

* - P - Priority Club. Cancellation Reasons: 1-Objectives/conduct, 2-Non-active club, 5-Non-existing club, 6-Disbanding, 7-Merger, 8-Financial Suspension, 9-District/Multiple District Dues.

** Red denotes below 15 active members.

*** Red denotes 20% + loss.

**** Y - all 3 (President, Secretary, Treasurer) club officers reported, N - not all 3 reported.

***** Abbreviation: N-New, IP-Immediate Past, R-Repeat.




Club Health Assessment for District 42 through January 2026

			Status	Membership						Reports				Finance		LCIF
Club Number	Club Name	Charter Date	Times in Status Quo in Past 2 Years	Current Member Count **	YTD Members Added	YTD Members Dropped	YTD Net Growth% ***	Member Count 1 Year Ago	Dropped Members Avg.Length of Service	Months Since Membership Update	Current Officers Reported ****	Current President Repeated Term	VP Reported *****	Last Date Reported Service (mm/yyyy)	Account Balance	YTD Donations
Clubs less than two years old																
182556	Rhode Island Visually Impaired Community	06/09/2025	Active	17	0	3	-15.00%	0	5	0	N	2	R	08/2025		\$20.00
Clubs more than two years old																
146306	Barrington	05/21/2021	Active	21	2	1	5.00%	25	3	1	N	None		06/2025		
55485	BLOCK ISLAND	03/30/1994	Active(1)	21	0	9	-30.00%	30	20	0	N	3		04/2018	90+ Days	
13874	BRISTOL COUNTY	03/30/1948	Active	27	1	4	-10.00%	30	18	0	Y		N	12/2025		
13875	BURRILLVILLE	03/26/1947	Active	26	1	0	4.00%	25		1	Y		N	12/2025		\$100.00
111409	CENTRAL FALLS	06/21/2011	Active(1)	4	0	0	0.00%	4		3	Y	17		12/2025		
130686	Chariho Centennial	04/11/2017	Active	24	0	0	0.00%	24		6	Y		IP	11/2025		\$100.00
Exc Award (06/30/2023)																
13878	COVENTRY-WEST GREENWICH L C	07/15/1948	Active	13	0	0	0.00%	15		7	Y			12/2025		
13880	CUMBERLAND	10/11/1951	Active	37	0	1	-2.63%	40	22	1	Y			12/2025		\$325.00
Exc Award (06/30/2024)																
13881	EAST GREENWICH	10/15/1934	Active	12	0	0	0.00%	10		8	Y		N	04/2023		
13882	EAST PROVIDENCE	02/01/1961	Active	39	1	3	-4.88%	34	7	1	Y		N	10/2022		
13884	GLOCESTER	11/05/1951	Active	51	4	7	-5.56%	54	12	1	Y		N	01/2026	90+ Days	
59270	GREATER WARWICK	03/26/1997	Active	26	1	2	-3.70%	25	1	0	Y			12/2025		\$120.00
13885	JAMESTOWN	01/30/1953	Active	2	0	0	0.00%	2		21	N	19		04/2025		
13886	JOHNSTON	07/24/1951	Active	18	0	0	0.00%	18		25	N	None		10/2024	90+ Days	
13889	NARRAGANSETT	06/10/1969	Active	278	12	12	0.00%	270	15	0	Y		N	12/2025	90+ Days	\$110.00
13890	NEWPORT	03/15/1923	Active	21	2	3	-4.55%	21	8	3	Y	7	N	01/2025		
13891	NORTH PROVIDENCE	08/10/1936	Active(1)	2	0	6	-75.00%	14	21	4	Y	2		10/2023		
13892	PAWTUCKET	01/30/1924	Active	28	4	0	16.67%	23		0	Y		N	01/2026	90+ Days	\$350.00
13895	PROVIDENCE	12/08/1960	Active	19	5	6	-5.00%	21	4	2	Y	4		11/2025		\$625.00
13901	RUMFORD	02/12/1953	Active	24	1	1	0.00%	24	8	3	Y	2	R	01/2026		\$3,215.00
13902	SCITUATE	10/19/1951	Active	102	3	1	2.00%	111	0	3	Y		N	12/2025	90+ Days	\$100.00
Exc Award (06/30/2017, 06/30/2018)																



Club Health Assessment for District 42 through January 2026

					Status					Membership					Reports				Finance		LCIF	
					Times in Status Quo in Past 2 Years	Current Member Count **	YTD Members Added	YTD Members Dropped	YTD Net Growth***	Member Count 1 Year Ago	Dropped Members Avg.Length of Service	Months Since Membership Update	Current Officers Reported ****	Current President Repeated Term	VP Reported *****	Last Date Reported Service (mm/yyyy)	Account Balance	YTD Donations				
Club Number	Club Name	Charter Date																				
13903	SMITHFIELD	09/01/1951	Active	39	1	0	2.63%	38		1	Y	2	R	06/2019								
13905	TIVERTON	09/28/1942	Active	40	5	0	14.29%	44		2	Y	2		06/2025		\$1,500.00						
Exc Award (06/30/2023)																						
13907	WESTERLY	01/26/1926	Active	102	0	1	-0.97%	98	3	6	Y	2	R	12/2024	90+ Days	\$1,200.00						
13910	WOONSOCKET	02/18/1926	Active(1)	10	0	0	0.00%	10		19	Y	4	R	06/2025		\$100.00						
Current Total Clubs Count	YTD New Clubs Count	YTD Cancelled Clubs Count	YTD Net Club Gain	Current Total Members Count	YTD Add	YTD Drop	YTD Net Growth	YTD Net Growth %	Member Count 12 Months Ago	Average Member Count Per Club	% of Clubs with less than 20 members	% No Officer Report in 12 Months	% of Clubs with balance 90+ days	Number of Clubs in Status Quo	% Status Quo Clubs in Financial Suspension	Number of Cancelled Clubs	Average Cancelled Club Age	Members Lost Due to Cancellation	% of Clubs Cancelled for Non-Financial Reasons			
26	0	0	0	1,003	43	60	-17	-1.67%	1,010	39	35%	4%	27%	0	0%	0	0	0	0%			

* - P - Priority Club. Cancellation Reasons: 1-Objectives/conduct, 2-Non-active club, 5-Non-existing club, 6-Disbanding, 7-Merger, 8-Financial Suspension, 9-District/Multiple District Dues.

** Red denotes below 15 active members.

*** Red denotes 20% + loss.

**** Y - all 3 (President, Secretary, Treasurer) club officers reported, N - not all 3 reported.

***** Abbreviation: N-New, IP-Immediate Past, R-Repeat.



Club Health Assessment for District 45 through January 2026

			Status	Membership						Reports				Finance	LCIF	
Club Number	Club Name	Charter Date	Times in Status Quo in Past 2 Years	Current Member Count **	YTD Members Added	YTD Members Dropped	YTD Net Growth***	Member Count 1 Year Ago	Dropped Members Avg.Length of Service	Months Since Membership Update	Current Officers Reported ****	Current President Repeated Term	VP Reported *****	Last Date Reported Service (mm/yyyy)	Account Balance	YTD Donations
Clubs more than two years old																
14207	ARLINGTON	01/10/1952	Active	22	3	5	-8.33%	24	14	2	Y	2	R	11/2025	90+ Days	\$500.00
Exc Award (06/30/2023)																
14208	BARRE	10/07/1938	Active	50	0	0	0.00%	50		2	Y			06/2024	90+ Days	
33678	BRANDON FOREST DALE	04/08/1977	Active	26	2	0	8.33%	24		2	Y	3	R	02/2025		
121656	Brattleboro Area	03/25/2014	Active	2	0	0	0.00%	2		7	Y	3		10/2025		\$500.00
14212	CASTLETON	11/07/1947	Active	68	0	2	-2.86%	72	7	2	N	2	N	01/2026		
154593	Champlain Valley	06/26/2023	Active	29	2	1	3.57%	37	1	0	Y	4		05/2025		
14213	COLCHESTER	04/25/1963	Active	45	8	0	21.62%	28		3	Y	2	R	01/2026		\$485.00
Exc Award (06/30/2023, 06/30/2025)																
14237	DEERFIELD VALLEY	03/16/1954	Active	44	2	0	4.76%	40		1	Y	2	R	01/2025		\$1,000.00
Exc Award (06/30/2025)																
14215	ENOSBURG FALLS	03/13/1952	Active	49	2	1	2.08%	49	27	0	Y		IP	01/2026		\$200.00
14216	ESSEX JUNCTION	12/18/1947	Active	39	1	4	-7.14%	44	5	0	Y			01/2026		\$730.00
40752	GEORGIA	01/25/1982	Cancelled(6*)	0	0	0	0.00%	11		7	N	None		12/2023		
8273	GRANVILLE	01/13/1960	Active	45	11	14	-6.25%	45	2	0	Y	2	N	12/2025		
37804	JERICOHO-UNDERHILL	12/31/1979	Active	21	0	0	0.00%	22		4	Y		R	12/2025		
127447	Londonderry Area Tri Mountain	05/23/2016	Active(1)	13	2	1	8.33%	14	7	4	Y	5		03/2024		\$20.00
14219	MANCHESTER	12/12/1951	Active	21	0	5	-19.23%	26	7	5	Y		R	10/2024		\$10.00
14220	MIDDLEBURY	08/25/1952	Active	56	3	5	-3.45%	54	17	3	Y		N	09/2025		\$350.00
14222	NORSHAFT	02/17/1953	Active	46	0	2	-4.17%	51	52	2	Y	2	R	01/2025		\$1,000.00
Exc Award (06/30/2017)																
14223	NORWICH	05/19/1954	Active	21	2	2	0.00%	21	29	0	Y		N	12/2025		\$1,000.00
14224	ORLEANS	08/09/1954	Active	27	2	10	-22.86%	35	22	0	Y		R	01/2026		
14227	READSBORO	01/24/1957	Active(2)	19	19	0	100.00%	27		4	N			03/2019		
14228	RICHFORD	10/15/1958	Active(1)	20	0	0	0.00%	20		6	Y	3	R	01/2026		
14231	Royalton and Area	01/04/1957	Active	20	1	0	5.26%	20		5	Y		N	06/2025		\$165.00
Exc Award (06/30/2021)																
14232	SPRINGFIELD	11/08/1937	Active	26	0	2	-7.14%	28	18	5	Y		R	01/2026	90+ Days	



Club Health Assessment for District 45 through January 2026

			Membership							Reports				Finance		LCIF			
Club Number	Club Name	Charter Date	Status	Current Member Count **	YTD Members Added	YTD Members Dropped	YTD Net Growth% ***	Member Count 1 Year Ago	Dropped Members Avg.Length of Service	Months Since Membership Update	Current Officers Reported ****	Current President Repeated Term	VP Reported *****	Last Date Reported Service (mm/yyyy)	Account Balance	YTD Donations			
			Times in Status Quo in Past 2 Years																
46295	STRAFFORD & AREA L C	06/09/1986	Active	60	2	0	3.45%	58		1	Y		N	12/2025	90+ Days	\$600.00			
	Exc Award (06/30/2022)																		
54625	SWANTON MISSISQUOI VALLEY	06/21/1993	Active(1)	14	0	0	0.00%	14		15	Y	3	R	11/2023					
46958	TROY & AREA	02/18/1987	Active	31	5	9	-11.43%	34	8	2	Y			12/2025					
14234	VALLEY L C	05/22/1969	Active(2)	9	0	0	0.00%	9		13	N	None		06/2019					
14235	VERGENNES	09/15/1954	Active	65	14	5	16.07%	64	8	1	Y		N	01/2026		\$1,125.00			
	Exc Award (06/30/2023)																		
42410	WILLISTON AREA	03/16/1983	Active	9	1	0	12.50%	4		3	Y	3		12/2025					
14239	WINDSOR	09/24/1951	Active	13	0	0	0.00%	12		3	Y	2	R	11/2025		\$100.00			
Current Total Clubs Count	YTD New Clubs Count	YTD Cancelled Clubs Count	YTD Net Club Gain	Current Total Members Count	YTD Add	YTD Drop	YTD Net Growth %	Member Count 12 Months Ago	Average Member Count Per Club	% of Clubs with less than 20 members	% No Officer Report in 12 Months	% of Clubs with balance 90+ days	Number of Clubs in Status Quo	% Status Quo Clubs in Financial Suspension	Number of Cancelled Clubs	Average Cancelled Club Age	Members Lost Due to Cancellation	% of Clubs Cancelled for Non-Financial Reasons	
29	0	1	-1	910	82	68	14	1.56%	939	31	24%	3%	14%	0	0%	1	44	0	100%

* - P - Priority Club. Cancellation Reasons: 1-Objectives/conduct, 2-Non-active club, 5-Non-existing club, 6-Disbanding, 7-Merger, 8-Financial Suspension, 9-District/Multiple District Dues.

** Red denotes below 15 active members.

*** Red denotes 20% + loss.

**** Y - all 3 (President, Secretary, Treasurer) club officers reported, N - not all 3 reported.

***** Abbreviation: N-New, IP-Immediate Past, R-Repeat.